

# ATTACHMENT A



# **Network Analysis**

## **GP Access**

---

March 30, 2023

March 30, 2023

Access Analysis

GP Access

Member / Provider Groups

New Employee Group

New Provider Group

Access Map

Member locations

◆ With access

● Without access

Comparison Graph

Percent of members with access to a choice of providers over miles

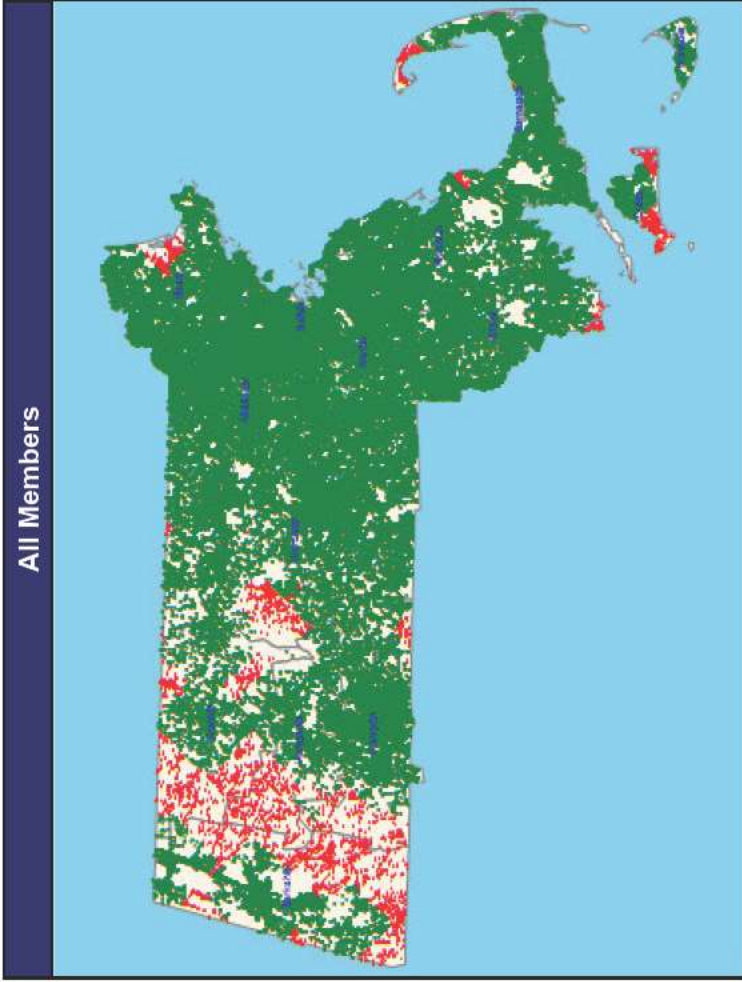
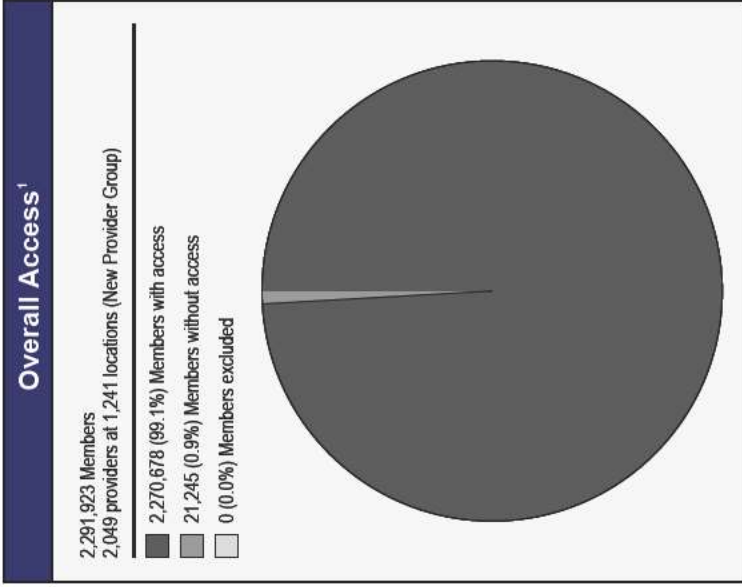
□ 1st closest

■ 2nd closest

■ 3rd closest

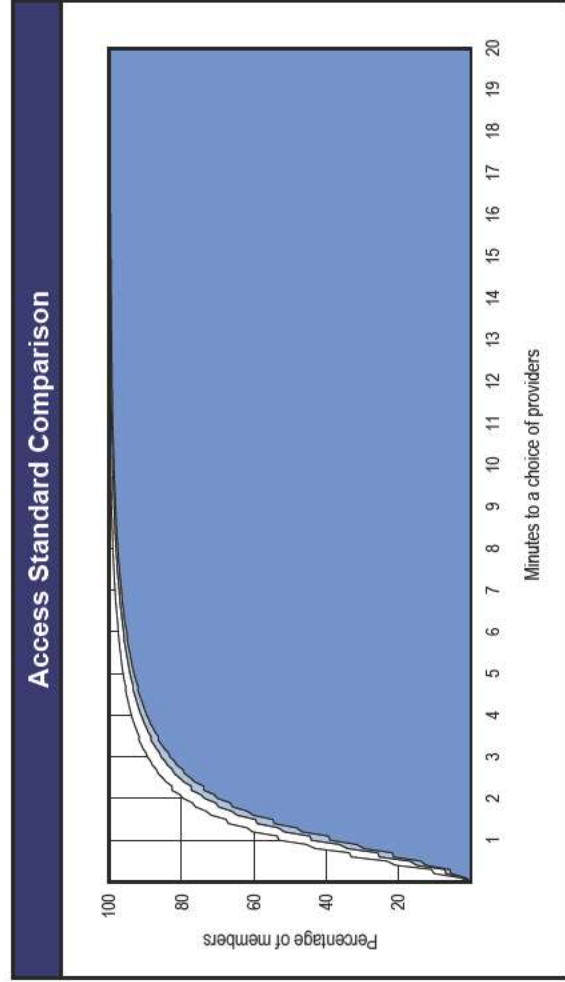
<sup>1</sup> The Access Standard is defined as (New Employee Group) members accessing:

<sup>2</sup> (New Provider Group) providers in 10 minutes



### Times

	Average
Time to 1st closest provider	1.5 mins
Time to 2nd closest provider	1.8 mins
Time to 3rd closest provider	2.0 mins



# Access Summary By Zip Code

March 30, 2023

Access Analysis

GP Access

Member Group

New Employee Group

Provider Group

New Provider Group

Areas With Access

Top 16 Zip Codes in the market, sorted by the number of members with access

Areas Without Access

Bottom 16 Zip Codes in the market, sorted by the number of members without access

All Members									
Member Group			Provider Group			2,049 unique providers at 1,241 unique locations (8,179 total access points)			
2,291,923 members 2,270,678 (99.1%) members with access 21,245 (0.9%) members without access 0 (0.0%) members excluded									
Key Geographic Areas									
City	Zip Code	Member #	With Access		Without Access		Provider Standard		
			#	%	#	%			
<b>With Access</b>									
Brockton, MA	02301	50,706	2 in 10 mins	50,706	100.0	0	0.0		
Lawrence, MA	01841	46,593	2 in 10 mins	46,593	100.0	0	0.0		
Lynn, MA	01902	37,026	2 in 10 mins	37,026	100.0	0	0.0		
Revere, MA	02151	36,470	2 in 10 mins	36,470	100.0	0	0.0		
Everett, MA	02149	34,769	2 in 10 mins	34,769	100.0	0	0.0		
Malden, MA	02148	32,367	2 in 10 mins	32,367	100.0	0	0.0		
Dorchester Center, MA	02124	32,301	2 in 10 mins	32,301	100.0	0	0.0		
Chelsea, MA	02150	30,062	2 in 10 mins	30,062	100.0	0	0.0		
New Bedford, MA	02740	28,009	2 in 10 mins	28,009	100.0	0	0.0		
East Boston, MA	02128	27,379	2 in 10 mins	27,379	100.0	0	0.0		
Frammingham, MA	01702	27,013	2 in 10 mins	27,013	100.0	0	0.0		
Taunton, MA	02780	24,207	2 in 10 mins	24,207	100.0	0	0.0		
Holyoke, MA	01040	23,447	2 in 10 mins	23,447	100.0	0	0.0		
Dorchester, MA	02121	22,855	2 in 10 mins	22,855	100.0	0	0.0		
Lowell, MA	01852	22,421	2 in 10 mins	22,421	100.0	0	0.0		
Methuen, MA	01844	22,126	2 in 10 mins	22,126	100.0	0	0.0		
<b>Without Access</b>									
Ipswich, MA	01938	2,234	2 in 10 mins	459	20.5	1,775	79.5		
Plymouth, MA	02360	14,318	2 in 10 mins	12,600	88.0	1,718	12.0		
Provincetown, MA	02657	1,473	2 in 10 mins	0	0.0	1,473	100.0		
Barre, MA	01005	1,299	2 in 10 mins	249	19.2	1,050	80.8		
Edgartown, MA	02539	2,250	2 in 10 mins	1,299	57.7	951	42.3		
Becket, MA	01223	684	2 in 10 mins	117	15.5	640	84.5		
Huntington, MA	01050	757	2 in 10 mins	349	35.9	624	64.1		
Rowley, MA	01969	973	2 in 10 mins	128	18.1	578	81.9		
Northfield, MA	01360	706	2 in 10 mins	0	0.0	706	100.0		
Charlemont, MA	01339	456	2 in 10 mins	140	23.5	455	76.5		
Wales, MA	01081	595	2 in 10 mins	0	0.0	595	100.0		
Ashfield, MA	01330	427	2 in 10 mins	0	0.0	427	100.0		
Lee, MA	01238	1,634	2 in 10 mins	1,224	74.9	410	25.1		
Chilmark, MA	02535	395	2 in 10 mins	172	31.1	381	68.9		
Colrain, MA	01340	553	2 in 10 mins	72	16.5	364	83.5		
Williamsburg, MA	01096	436	2 in 10 mins	0	0.0	436	100.0		

# Access Detail By Zip Code

March 30, 2023

Access Analysis  
GP Access

Member / Provider Groups  
New Employee Group  
New Provider Group

All Members									
City	Zip Code	Member #	Provider Standard	With Access		Without Access			
				#	%	#	%		
Abington, MA	02351	4,837	2 in 10 mins	4,837	100.0	0	0.0		
Accord, MA	02018	2	2 in 10 mins	2	100.0	0	0.0		
Acton, MA	01718	87	2 in 10 mins	87	100.0	0	0.0		
Acushnet, MA	01720	3,322	2 in 10 mins	3,322	100.0	0	0.0		
Adams, MA	02743	2,533	2 in 10 mins	2,533	100.0	0	0.0		
Agawam, MA	01220	3,337	2 in 10 mins	3,337	100.0	0	0.0		
Agawam, MA	01001	5,632	2 in 10 mins	5,632	100.0	0	0.0		
Alliston, MA	02134	6,158	2 in 10 mins	6,158	100.0	0	0.0		
Amesbury, MA	01913	4,218	2 in 10 mins	4,218	100.0	0	0.0		
Amherst, MA	01002	5,031	2 in 10 mins	5,031	100.0	0	0.0		
Amherst, MA	01003	65	2 in 10 mins	65	100.0	0	0.0		
Andover, MA	01004	40	2 in 10 mins	40	100.0	0	0.0		
Andover, MA	01810	4,652	2 in 10 mins	4,652	100.0	0	0.0		
Arlington Heights, MA	01812	2	2 in 10 mins	2	100.0	0	0.0		
Arlington, MA	01899	2	2 in 10 mins	2	100.0	0	0.0		
Arlington, MA	02475	2	2 in 10 mins	2	100.0	0	0.0		
Arlington, MA	02474	3,810	2 in 10 mins	3,810	100.0	0	0.0		
Arlington, MA	02476	2,012	2 in 10 mins	2,012	100.0	0	0.0		
Ashburnham, MA	01430	1,413	2 in 10 mins	1,413	100.0	0	0.0		
Ashby, MA	01431	788	2 in 10 mins	718	91.1	70	8.9		
Ashfield, MA	01330	427	2 in 10 mins	0	0.0	427	100.0		
Ashland, MA	01721	4,379	2 in 10 mins	4,379	100.0	0	0.0		
Ashley Falls, MA	01222	331	2 in 10 mins	0	0.0	331	100.0		
Assonet, MA	02702	911	2 in 10 mins	911	100.0	0	0.0		
Attol, MA	01331	5,809	2 in 10 mins	5,809	100.0	0	0.0		
Attleboro Falls, MA	02763	360	2 in 10 mins	360	100.0	0	0.0		
Attleboro, MA	02703	14,801	2 in 10 mins	14,801	100.0	0	0.0		
Auburn, MA	01501	3,859	2 in 10 mins	3,859	100.0	0	0.0		
Auburndale, MA	02466	946	2 in 10 mins	946	100.0	0	0.0		
Avon, MA	02322	1,659	2 in 10 mins	1,659	100.0	0	0.0		
Ayer, MA	01432	2,167	2 in 10 mins	2,167	100.0	0	0.0		
Babson Park, MA	02457	2	2 in 10 mins	2	100.0	0	0.0		
Baldwinville, MA	01436	1,050	2 in 10 mins	1,050	100.0	0	0.0		
Barnstable, MA	02630	325	2 in 10 mins	325	100.0	0	0.0		
Barre, MA	01005	1,299	2 in 10 mins	249	19.2	1,050	80.8		
Becket, MA	01223	684	2 in 10 mins	684	100.0	0	0.0		
Bedford, MA	01730	1,898	2 in 10 mins	1,898	100.0	0	0.0		
Belchertown, MA	01007	3,127	2 in 10 mins	3,127	100.0	0	0.0		
Bellingham, MA	02019	3,940	2 in 10 mins	3,940	100.0	0	0.0		
Belmont, MA	02478	3,695	2 in 10 mins	3,695	100.0	0	0.0		

# Access Detail By Zip Code

March 30, 2023

Access Analysis  
GP Access

Member / Provider Groups  
New Employee Group  
New Provider Group

All Members									
City	Zip Code	Member #	Provider Standard	With Access		Without Access			
				#	%	#	%		
Berkley, MA	02779	1,272	2 in 10 mins	1,272	100.0	0	0.0		
Berkshire, MA	01224	47	2 in 10 mins	47	100.0	0	0.0		
Berlin, MA	01503	644	2 in 10 mins	644	100.0	0	0.0		
Barnardston, MA	01337	614	2 in 10 mins	550	89.6	64	10.4		
Beverly, MA	01915	9,724	2 in 10 mins	9,724	100.0	0	0.0		
Billerica, MA	01821	6,365	2 in 10 mins	6,365	100.0	0	0.0		
	01822		2 in 10 mins		100.0	0	0.0		
Blackstone, MA	01504	2,219	2 in 10 mins	2,219	100.0	0	0.0		
Blandford, MA	01008	281	2 in 10 mins	11	3.9	270	96.1		
Bolton, MA	01740	484	2 in 10 mins	484	100.0	0	0.0		
Bondsville, MA	01009	391	2 in 10 mins	391	100.0	0	0.0		
Boston Harbor Islands, MA	00157		2 in 10 mins		100.0	0	0.0		
Boston, MA	02108	529	2 in 10 mins	529	100.0	0	0.0		
	02109	415	2 in 10 mins	415	100.0	0	0.0		
	02110	222	2 in 10 mins	222	100.0	0	0.0		
	02111	2,782	2 in 10 mins	2,782	100.0	0	0.0		
	02112	54	2 in 10 mins	54	100.0	0	0.0		
	02113	585	2 in 10 mins	585	100.0	0	0.0		
	02114	1,767	2 in 10 mins	1,767	100.0	0	0.0		
	02115	4,853	2 in 10 mins	4,853	100.0	0	0.0		
	02116	3,262	2 in 10 mins	3,262	100.0	0	0.0		
	02117	20	2 in 10 mins	20	100.0	0	0.0		
	02118	11,608	2 in 10 mins	11,608	100.0	0	0.0		
	02123	43	2 in 10 mins	43	100.0	0	0.0		
	02133		2 in 10 mins		100.0	0	0.0		
	02163	121	2 in 10 mins	121	100.0	0	0.0		
	02196	11	2 in 10 mins	11	100.0	0	0.0		
	02199	114	2 in 10 mins	114	100.0	0	0.0		
	02201		2 in 10 mins		100.0	0	0.0		
	02203		2 in 10 mins		100.0	0	0.0		
	02205	81	2 in 10 mins	81	100.0	0	0.0		
	02210	476	2 in 10 mins	476	100.0	0	0.0		
	02212		2 in 10 mins		100.0	0	0.0		
	02215	2,537	2 in 10 mins	2,537	100.0	0	0.0		
	02222	15	2 in 10 mins	15	100.0	0	0.0		
Boxborough, MA	01719	753	2 in 10 mins	753	100.0	0	0.0		
Boxford, MA	01921	735	2 in 10 mins	735	100.0	0	0.0		
Boylston, MA	01505	682	2 in 10 mins	682	100.0	0	0.0		
Braintree, MA	02184	9,808	2 in 10 mins	9,808	100.0	0	0.0		
	02185	22	2 in 10 mins	22	100.0	0	0.0		

# Access Detail By Zip Code

March 30, 2023

Access Analysis  
GP Access

Member / Provider Groups  
New Employee Group  
New Provider Group

All Members									
City	Zip Code	Member #	Provider Standard	With Access		Without Access		%	%
				#	%	#	%		
Brant Rock, MA	02020	61	2 in 10 mins	61	100.0	0	0.0	0.0	0.0
Brewster, MA	02631	2,182	2 in 10 mins	2,182	100.0	0	0.0	0.0	0.0
Bridgewater, MA	02324	5,476	2 in 10 mins	5,476	100.0	0	0.0	0.0	0.0
Brighton, MA	02325	15	2 in 10 mins	15	100.0	0	0.0	0.0	0.0
Brimfield, MA	02135	11,865	2 in 10 mins	11,865	100.0	0	0.0	0.0	0.0
Brockton, MA	01010	851	2 in 10 mins	851	100.0	0	0.0	0.0	0.0
	02301	50,706	2 in 10 mins	50,706	100.0	0	0.0	0.0	0.0
	02302	21,386	2 in 10 mins	21,386	100.0	0	0.0	0.0	0.0
	02303	140	2 in 10 mins	140	100.0	0	0.0	0.0	0.0
	02304	24	2 in 10 mins	24	100.0	0	0.0	0.0	0.0
	02305	33	2 in 10 mins	33	100.0	0	0.0	0.0	0.0
Brookfield, MA	01506	910	2 in 10 mins	910	100.0	0	0.0	0.0	0.0
Brookline Village, MA	02447	█	2 in 10 mins	█	100.0	0	0.0	0.0	0.0
Brookline, MA	02445	2,623	2 in 10 mins	2,623	100.0	0	0.0	0.0	0.0
	02446	3,592	2 in 10 mins	3,592	100.0	0	0.0	0.0	0.0
Bryantville, MA	02327	18	2 in 10 mins	18	100.0	0	0.0	0.0	0.0
Buckland, MA	01338	92	2 in 10 mins	92	100.0	0	0.0	100.0	0.0
Burlington, MA	01803	4,719	2 in 10 mins	4,719	100.0	0	0.0	0.0	0.0
	01805	11	2 in 10 mins	11	100.0	0	0.0	0.0	0.0
Buzzards Bay, MA	02532	3,265	2 in 10 mins	3,265	100.0	0	0.0	0.0	0.0
	02542	23	2 in 10 mins	23	100.0	0	0.0	0.0	0.0
Byfield, MA	01922	371	2 in 10 mins	371	100.0	0	0.0	0.0	0.0
Cambridge, MA	02138	3,918	2 in 10 mins	3,918	100.0	0	0.0	0.0	0.0
	02139	7,364	2 in 10 mins	7,364	100.0	0	0.0	0.0	0.0
	02140	4,949	2 in 10 mins	4,949	100.0	0	0.0	0.0	0.0
	02141	2,516	2 in 10 mins	2,516	100.0	0	0.0	0.0	0.0
	02142	373	2 in 10 mins	373	100.0	0	0.0	0.0	0.0
	02238	20	2 in 10 mins	20	100.0	0	0.0	0.0	0.0
Canton, MA	02021	4,650	2 in 10 mins	4,650	100.0	0	0.0	0.0	0.0
Carlisle, MA	01741	335	2 in 10 mins	335	100.0	0	0.0	0.0	0.0
Carver, MA	02330	2,624	2 in 10 mins	2,624	100.0	0	0.0	0.0	0.0
Cataumet, MA	02534	213	2 in 10 mins	213	100.0	0	0.0	0.0	0.0
Centerville, MA	02632	3,165	2 in 10 mins	3,165	100.0	0	0.0	0.0	0.0
	02634	█	2 in 10 mins	█	100.0	0	0.0	0.0	0.0
	02636	█	2 in 10 mins	█	100.0	0	0.0	0.0	0.0
Charlemont, MA	01339	456	2 in 10 mins	456	100.0	0	0.0	100.0	0.0
Charlestown, MA	02129	4,768	2 in 10 mins	4,768	100.0	0	0.0	0.0	0.0
Charlton City, MA	01508	60	2 in 10 mins	60	100.0	0	0.0	0.0	0.0
Charlton Depot, MA	01509	█	2 in 10 mins	█	100.0	0	0.0	0.0	0.0
Charlton, MA	01507	2,683	2 in 10 mins	2,683	100.0	0	0.0	0.0	0.0

# Access Detail By Zip Code

March 30, 2023

Access Analysis  
GP Access

Member / Provider Groups  
New Employee Group  
New Provider Group

All Members									
City	Zip Code	Member #	Provider Standard	With Access		Without Access			
				#	%	#	%		
Chartley, MA	02712	2	2 in 10 mins	2	100.0	0	0.0		
Chatham, MA	02633	811	2 in 10 mins	811	100.0	0	0.0		
Chelmsford, MA	01824	4,326	2 in 10 mins	4,326	100.0	0	0.0		
Chelsea, MA	02150	30,062	2 in 10 mins	30,062	100.0	0	0.0		
Cherry Valley, MA	01611	942	2 in 10 mins	942	100.0	0	0.0		
Cheshire, MA	01225	846	2 in 10 mins	691	81.7	155	18.3		
Chester, MA	01011	380	2 in 10 mins	40	10.5	340	89.5		
Chesterfield, MA	01012	157	2 in 10 mins	0	0.0	157	100.0		
Chestnut Hill, MA	02467	2,257	2 in 10 mins	2,257	100.0	0	0.0		
Chicopee, MA	01013	12,855	2 in 10 mins	12,855	100.0	0	0.0		
	01014	38	2 in 10 mins	38	100.0	0	0.0		
	01020	11,536	2 in 10 mins	11,536	100.0	0	0.0		
	01021	68	2 in 10 mins	68	100.0	0	0.0		
	01022	642	2 in 10 mins	642	100.0	0	0.0		
Chilmark, MA	02535	395	2 in 10 mins	395	100.0	0	0.0		
Clinton, MA	01510	5,632	2 in 10 mins	5,632	100.0	0	0.0		
Cohasset, MA	02025	717	2 in 10 mins	717	100.0	0	0.0		
Colrain, MA	01340	553	2 in 10 mins	172	31.1	381	68.9		
Concord, MA	01742	1,545	2 in 10 mins	1,545	100.0	0	0.0		
Conway, MA	01341	322	2 in 10 mins	120	37.3	202	62.7		
Coluit, MA	02635	722	2 in 10 mins	722	100.0	0	0.0		
Cummaquid, MA	02637	45	2 in 10 mins	45	100.0	0	0.0		
Cummington, MA	01026	277	2 in 10 mins	0	0.0	277	100.0		
Cuttyhunk, MA	02713	2	2 in 10 mins	0	0.0	2	100.0		
Dalton, MA	01226	1,765	2 in 10 mins	1,765	100.0	0	0.0		
	01227	2	2 in 10 mins	2	100.0	0	0.0		
Danvers, MA	01923	6,013	2 in 10 mins	6,013	100.0	0	0.0		
Dartmouth, MA	02714	2	2 in 10 mins	2	100.0	0	0.0		
Dedham, MA	02026	5,365	2 in 10 mins	5,365	100.0	0	0.0		
	02027	26	2 in 10 mins	26	100.0	0	0.0		
Deerfield, MA	01342	247	2 in 10 mins	247	100.0	0	0.0		
Dennis Port, MA	02639	1,342	2 in 10 mins	1,342	100.0	0	0.0		
Dennis, MA	02638	550	2 in 10 mins	422	76.7	128	23.3		
Devens, MA	01434	363	2 in 10 mins	363	100.0	0	0.0		
Dighton, MA	02715	905	2 in 10 mins	905	100.0	0	0.0		
Dorchester Center, MA	02124	32,301	2 in 10 mins	32,301	100.0	0	0.0		
Dorchester, MA	02121	22,855	2 in 10 mins	22,855	100.0	0	0.0		
	02122	14,178	2 in 10 mins	14,178	100.0	0	0.0		
	02125	18,611	2 in 10 mins	18,611	100.0	0	0.0		
Douglas, MA	01516	1,632	2 in 10 mins	1,632	100.0	0	0.0		



# Access Detail By Zip Code

March 30, 2023

Access Analysis  
GP Access

Member / Provider Groups  
New Employee Group  
New Provider Group

All Members									
City	Zip Code	Member #	Provider Standard	With Access		Without Access		%	%
				#	%	#	%		
Dover, MA	02030	361	2 in 10 mins	361	100.0	0	0.0	0.0	0.0
Dracut, MA	01826	9,289	2 in 10 mins	9,289	100.0	0	0.0	0.0	0.0
Drury, MA	01343	29	2 in 10 mins	17	58.6	12	41.4	0.0	0.0
Dudley, MA	01571	3,180	2 in 10 mins	3,180	100.0	0	0.0	0.0	0.0
Dunstable, MA	01827	371	2 in 10 mins	371	100.0	0	0.0	0.0	0.0
Duxbury, MA	02331	33	2 in 10 mins	33	100.0	0	0.0	0.0	0.0
	02332	1,563	2 in 10 mins	1,563	100.0	0	0.0	0.0	0.0
East Boston, MA	02128	27,379	2 in 10 mins	27,379	100.0	0	0.0	0.0	0.0
	02228	█	2 in 10 mins	█	100.0	0	0.0	0.0	0.0
	02333	3,137	2 in 10 mins	3,137	100.0	0	0.0	0.0	0.0
East Bridgewater, MA	01515	530	2 in 10 mins	530	100.0	0	0.0	0.0	0.0
East Brookfield, MA	02641	83	2 in 10 mins	83	100.0	0	0.0	0.0	0.0
East Dennis, MA	02536	5,832	2 in 10 mins	5,832	100.0	0	0.0	0.0	0.0
East Falmouth, MA	02717	1,042	2 in 10 mins	1,042	100.0	0	0.0	0.0	0.0
East Freetown, MA	01028	3,290	2 in 10 mins	3,290	100.0	0	0.0	0.0	0.0
East Longmeadow, MA	02031	█	2 in 10 mins	█	100.0	0	0.0	0.0	0.0
East Mansfield, MA	02643	36	2 in 10 mins	36	100.0	0	0.0	0.0	0.0
East Orleans, MA	01029	143	2 in 10 mins	0	0.0	143	100.0	0.0	0.0
East Otis, MA	02537	966	2 in 10 mins	966	100.0	0	0.0	0.0	0.0
East Sandwich, MA	02718	2,046	2 in 10 mins	2,046	100.0	0	0.0	0.0	0.0
East Taunton, MA	01438	86	2 in 10 mins	86	100.0	0	0.0	0.0	0.0
East Templeton, MA	02032	772	2 in 10 mins	772	100.0	0	0.0	0.0	0.0
East Walpole, MA	02538	2,119	2 in 10 mins	2,119	100.0	0	0.0	0.0	0.0
East Wareham, MA	02189	5,484	2 in 10 mins	5,484	100.0	0	0.0	0.0	0.0
East Weymouth, MA	02642	1,210	2 in 10 mins	1,210	100.0	0	0.0	0.0	0.0
Eastham, MA	01027	4,295	2 in 10 mins	4,267	99.3	28	0.7	0.0	0.0
Easthampton, MA	02334	28	2 in 10 mins	28	100.0	0	0.0	0.0	0.0
Easton, MA	02539	2,250	2 in 10 mins	1,299	57.7	951	42.3	0.0	0.0
Edgartown, MA	02337	█	2 in 10 mins	█	100.0	0	0.0	0.0	0.0
Elmwood, MA	01344	487	2 in 10 mins	487	100.0	0	0.0	0.0	0.0
Erving, MA	01929	614	2 in 10 mins	614	100.0	0	0.0	0.0	0.0
Essex, MA	02149	34,769	2 in 10 mins	34,769	100.0	0	0.0	0.0	0.0
Everett, MA	02719	4,534	2 in 10 mins	4,534	100.0	0	0.0	0.0	0.0
Fairhaven, MA	02720	16,729	2 in 10 mins	16,729	100.0	0	0.0	0.0	0.0
Fall River, MA	02721	19,065	2 in 10 mins	19,065	100.0	0	0.0	0.0	0.0
	02722	96	2 in 10 mins	96	100.0	0	0.0	0.0	0.0
	02723	11,504	2 in 10 mins	11,504	100.0	0	0.0	0.0	0.0
	02724	11,729	2 in 10 mins	11,729	100.0	0	0.0	0.0	0.0
Falmouth, MA	02540	1,779	2 in 10 mins	1,779	100.0	0	0.0	0.0	0.0
	02541	13	2 in 10 mins	13	100.0	0	0.0	0.0	0.0

# Access Detail By Zip Code

March 30, 2023

Access Analysis

GP Access

Member / Provider Groups

New Employee Group

New Provider Group

All Members									
City	Zip Code	Member #	Provider Standard	With Access		Without Access			
				#	%	#	%		
Fayetteville, MA	01745	57	2 in 10 mins	57	100.0	0	0.0		
Feeding Hills, MA	01030	3,068	2 in 10 mins	3,068	100.0	0	0.0		
Fiskdale, MA	01518	765	2 in 10 mins	765	100.0	0	0.0		
Fitchburg, MA	01420	21,891	2 in 10 mins	21,891	100.0	0	0.0		
Florence, MA	01062	2,530	2 in 10 mins	2,530	100.0	0	0.0		
Forestdale, MA	02644	908	2 in 10 mins	908	100.0	0	0.0		
Foxboro, MA	02035	3,540	2 in 10 mins	3,540	100.0	0	0.0		
Framingham, MA	01701	7,909	2 in 10 mins	7,909	100.0	0	0.0		
	01702	27,013	2 in 10 mins	27,013	100.0	0	0.0		
	01703	█	2 in 10 mins	█	100.0	0	0.0		
	01704	24	2 in 10 mins	24	100.0	0	0.0		
	01705	█	2 in 10 mins	█	100.0	0	0.0		
Franklin, MA	02038	4,794	2 in 10 mins	4,794	100.0	0	0.0		
Gardner, MA	01440	8,788	2 in 10 mins	8,788	100.0	0	0.0		
Georgetown, MA	01833	1,134	2 in 10 mins	1,134	100.0	0	0.0		
Gilbertville, MA	01031	572	2 in 10 mins	505	88.3	67	11.7		
Gill, MA	01354	322	2 in 10 mins	306	95.0	16	5.0		
Glendale, MA	01229	20	2 in 10 mins	20	100.0	0	0.0		
Gloucester, MA	01930	9,511	2 in 10 mins	9,511	100.0	0	0.0		
	01931	35	2 in 10 mins	35	100.0	0	0.0		
Goshen, MA	01032	143	2 in 10 mins	0	0.0	143	100.0		
Grafton, MA	01519	955	2 in 10 mins	955	100.0	0	0.0		
Granby, MA	01033	1,296	2 in 10 mins	1,296	100.0	0	0.0		
Granville, MA	01034	364	2 in 10 mins	131	36.0	233	64.0		
Great Barrington, MA	01230	2,442	2 in 10 mins	2,250	92.1	192	7.9		
Green Harbor, MA	02041	22	2 in 10 mins	22	100.0	0	0.0		
Greenbush, MA	02040	█	2 in 10 mins	█	100.0	0	0.0		
Greenfield, MA	01301	7,232	2 in 10 mins	7,232	100.0	0	0.0		
	01302	39	2 in 10 mins	39	100.0	0	0.0		
Groton, MA	01450	1,229	2 in 10 mins	1,229	100.0	0	0.0		
	01470	█	2 in 10 mins	█	100.0	0	0.0		
Groveland, MA	01834	990	2 in 10 mins	990	100.0	0	0.0		
Hadley, MA	01035	1,132	2 in 10 mins	1,132	100.0	0	0.0		
Halifax, MA	02338	1,552	2 in 10 mins	1,552	100.0	0	0.0		
Hamilton, MA	01936	19	2 in 10 mins	19	100.0	0	0.0		
Hampden, MA	01036	908	2 in 10 mins	908	100.0	0	0.0		
Hanover, MA	02339	1,893	2 in 10 mins	1,893	100.0	0	0.0		
	02340	█	2 in 10 mins	█	100.0	0	0.0		
Hanscom AFB, MA	01731	83	2 in 10 mins	83	100.0	0	0.0		
Hanson, MA	02341	2,064	2 in 10 mins	2,064	100.0	0	0.0		

# Access Detail By Zip Code

March 30, 2023

Access Analysis  
GP Access

Member / Provider Groups  
New Employee Group  
New Provider Group

All Members									
City	Zip Code	Member #	Provider Standard	With Access		Without Access			
				#	%	#	%		
Hardwick, MA	01037	96	2 in 10 mins	0	0.0	96	100.0		
Harvard, MA	01451	483	2 in 10 mins	483	100.0	0	0.0		
Harwich Port, MA	02646	397	2 in 10 mins	397	100.0	0	0.0		
Harwich, MA	02645	2,431	2 in 10 mins	2,431	100.0	0	0.0		
Hatfield, MA	01038	398	2 in 10 mins	398	100.0	0	0.0		
Hathorne, MA	01937	85	2 in 10 mins	85	100.0	0	0.0		
Haverhill, MA	01830	12,534	2 in 10 mins	12,534	100.0	0	0.0		
	01831	147	2 in 10 mins	147	100.0	0	0.0		
	01832	11,649	2 in 10 mins	11,649	100.0	0	0.0		
	01835	4,557	2 in 10 mins	4,557	100.0	0	0.0		
Haydenville, MA	01039	301	2 in 10 mins	286	95.0	15	5.0		
Heath, MA	01346	148	2 in 10 mins	0	0.0	148	100.0		
Hingham, MA	02043	2,149	2 in 10 mins	2,149	100.0	0	0.0		
	02044	█	2 in 10 mins	█	100.0	0	0.0		
Hinsdale, MA	01235	722	2 in 10 mins	546	75.6	176	24.4		
Holbrook, MA	02343	3,975	2 in 10 mins	3,975	100.0	0	0.0		
Holden, MA	01520	2,297	2 in 10 mins	2,297	100.0	0	0.0		
Holland, MA	01521	648	2 in 10 mins	648	100.0	0	0.0		
Holliston, MA	01746	1,985	2 in 10 mins	1,985	100.0	0	0.0		
Holyoke, MA	01040	23,447	2 in 10 mins	23,447	100.0	0	0.0		
	01041	199	2 in 10 mins	199	100.0	0	0.0		
Hopedale, MA	01747	1,189	2 in 10 mins	1,189	100.0	0	0.0		
Hopkinton, MA	01748	1,889	2 in 10 mins	1,889	100.0	0	0.0		
Housatonic, MA	01236	576	2 in 10 mins	576	100.0	0	0.0		
Hubbardston, MA	01452	798	2 in 10 mins	765	95.9	33	4.1		
Hudson, MA	01749	5,462	2 in 10 mins	5,462	100.0	0	0.0		
Hull, MA	02045	2,276	2 in 10 mins	2,276	100.0	0	0.0		
Humarock, MA	02047	54	2 in 10 mins	54	100.0	0	0.0		
Huntington, MA	01050	757	2 in 10 mins	117	15.5	640	84.5		
Hyannis Port, MA	02647	21	2 in 10 mins	21	100.0	0	0.0		
Hyannis, MA	02601	11,490	2 in 10 mins	11,490	100.0	0	0.0		
Hyde Park, MA	02136	17,891	2 in 10 mins	17,891	100.0	0	0.0		
Indian Orchard, MA	01151	6,584	2 in 10 mins	6,584	100.0	0	0.0		
Ipswich, MA	01938	2,234	2 in 10 mins	459	20.5	1,775	79.5		
Jamaica Plain, MA	02130	11,475	2 in 10 mins	11,475	100.0	0	0.0		
Jefferson, MA	01522	563	2 in 10 mins	563	100.0	0	0.0		
Kingston, MA	02364	3,123	2 in 10 mins	3,123	100.0	0	0.0		
Lake Pleasant, MA	01347	85	2 in 10 mins	85	100.0	0	0.0		
Lakeville, MA	02347	2,317	2 in 10 mins	2,317	100.0	0	0.0		
	02348	█	2 in 10 mins	█	100.0	0	0.0		

# Access Detail By Zip Code

March 30, 2023

Access Analysis

GP Access

Member / Provider Groups

New Employee Group

New Provider Group

All Members									
City	Zip Code	Member #	Provider Standard	With Access		Without Access			
				#	%	#	%		
Lancaster, MA	01523	1,458	2 in 10 mins	1,458	100.0	0	0.0		
Lanesborough, MA	01237	880	2 in 10 mins	667	75.8	213	24.2		
Lawrence, MA	01840	5,731	2 in 10 mins	5,731	100.0	0	0.0		
	01841	46,593	2 in 10 mins	46,593	100.0	0	0.0		
	01842	149	2 in 10 mins	149	100.0	0	0.0		
	01843	20,391	2 in 10 mins	20,391	100.0	0	0.0		
Lee, MA	01238	1,634	2 in 10 mins	1,224	74.9	410	25.1		
Leeds, MA	01053	527	2 in 10 mins	527	100.0	0	0.0		
Leicester, MA	01524	1,714	2 in 10 mins	1,714	100.0	0	0.0		
Lenox Dale, MA	01242	147	2 in 10 mins	147	100.0	0	0.0		
Lenox, MA	01240	935	2 in 10 mins	935	100.0	0	0.0		
Leominster, MA	01453	17,638	2 in 10 mins	17,638	100.0	0	0.0		
Leverett, MA	01054	405	2 in 10 mins	290	71.6	115	28.4		
Lexington, MA	02420	1,711	2 in 10 mins	1,711	100.0	0	0.0		
	02421	2,111	2 in 10 mins	2,111	100.0	0	0.0		
Lincoln, MA	01773	523	2 in 10 mins	523	100.0	0	0.0		
Linwood, MA	01525	51	2 in 10 mins	51	100.0	0	0.0		
Littleton, MA	01460	1,413	2 in 10 mins	1,413	100.0	0	0.0		
Longmeadow, MA	01106	2,056	2 in 10 mins	2,056	100.0	0	0.0		
	01116	█	2 in 10 mins	█	100.0	0	0.0		
Lowell, MA	01850	11,829	2 in 10 mins	11,829	100.0	0	0.0		
	01851	19,387	2 in 10 mins	19,387	100.0	0	0.0		
	01852	22,421	2 in 10 mins	22,421	100.0	0	0.0		
	01853	175	2 in 10 mins	175	100.0	0	0.0		
	01854	14,826	2 in 10 mins	14,826	100.0	0	0.0		
	01056	5,121	2 in 10 mins	5,121	100.0	0	0.0		
Ludlow, MA	01462	2,484	2 in 10 mins	2,484	100.0	0	0.0		
Lunenburg, MA	01901	2,372	2 in 10 mins	2,372	100.0	0	0.0		
Lynn, MA	01902	37,026	2 in 10 mins	37,026	100.0	0	0.0		
	01903	121	2 in 10 mins	121	100.0	0	0.0		
	01904	8,881	2 in 10 mins	8,881	100.0	0	0.0		
	01905	19,504	2 in 10 mins	19,504	100.0	0	0.0		
	01910	█	2 in 10 mins	█	100.0	0	0.0		
Lynnfield, MA	01940	1,572	2 in 10 mins	1,572	100.0	0	0.0		
Malden, MA	02148	32,367	2 in 10 mins	32,367	100.0	0	0.0		
Manchester, MA	01526	69	2 in 10 mins	69	100.0	0	0.0		
Manchester, MA	01944	590	2 in 10 mins	590	100.0	0	0.0		
Manomet, MA	02345	66	2 in 10 mins	66	100.0	0	0.0		
Mansfield, MA	02048	4,291	2 in 10 mins	4,291	100.0	0	0.0		
Marblehead, MA	01945	2,431	2 in 10 mins	2,431	100.0	0	0.0		

# Access Detail By Zip Code

March 30, 2023

Access Analysis  
GP Access

Member / Provider Groups  
New Employee Group  
New Provider Group

All Members									
City	Zip Code	Member #	Provider Standard	With Access		Without Access			
				#	%	#	%		
Marion, MA	02738	985	2 in 10 mins	985	100.0	0	0.0		
Marlborough, MA	01752	18,947	2 in 10 mins	18,947	100.0	0	0.0		
Marshfield Hills, MA	02051	21	2 in 10 mins	21	100.0	0	0.0		
Marshfield, MA	02050	4,275	2 in 10 mins	4,275	100.0	0	0.0		
Marstons Mills, MA	02648	1,841	2 in 10 mins	1,841	100.0	0	0.0		
Mashpee, MA	02649	3,915	2 in 10 mins	3,915	100.0	0	0.0		
Mattapan, MA	02126	16,142	2 in 10 mins	16,142	100.0	0	0.0		
Mattapoisett, MA	02739	945	2 in 10 mins	945	100.0	0	0.0		
Maynard, MA	01754	2,206	2 in 10 mins	2,206	100.0	0	0.0		
Medfield, MA	02052	1,230	2 in 10 mins	1,230	100.0	0	0.0		
Medford, MA	02153	16	2 in 10 mins	16	100.0	0	0.0		
Medway, MA	02155	15,308	2 in 10 mins	15,308	100.0	0	0.0		
Melrose, MA	02053	2,046	2 in 10 mins	2,046	100.0	0	0.0		
Mendon, MA	02176	4,720	2 in 10 mins	4,720	100.0	0	0.0		
Merrimac, MA	01756	917	2 in 10 mins	917	100.0	0	0.0		
Methuen, MA	01860	1,245	2 in 10 mins	1,245	100.0	0	0.0		
Middleboro, MA	01844	22,126	2 in 10 mins	22,126	100.0	0	0.0		
	02344	6,739	2 in 10 mins	6,739	100.0	0	0.0		
	02346	57	2 in 10 mins	57	100.0	0	0.0		
Middlefield, MA	01243	1,402	2 in 10 mins	1,402	100.0	0	0.0		
Middleton, MA	01949	15,049	2 in 10 mins	15,049	100.0	0	0.0		
Millis, MA	01757	66	2 in 10 mins	66	100.0	0	0.0		
Mill River, MA	01244	3,424	2 in 10 mins	3,424	100.0	0	0.0		
Millbury, MA	01527	347	2 in 10 mins	347	100.0	0	0.0		
Millers Falls, MA	01349	1,444	2 in 10 mins	1,444	100.0	0	0.0		
Millis, MA	02054	695	2 in 10 mins	695	100.0	0	0.0		
Milville, MA	01529	11	2 in 10 mins	11	100.0	0	0.0		
Milton Village, MA	02187	3,974	2 in 10 mins	3,974	100.0	0	0.0		
Milton, MA	02186	24	2 in 10 mins	24	100.0	0	0.0		
Monponsett, MA	02350	28	2 in 10 mins	28	100.0	0	0.0		
Monroe Bridge, MA	01350	1,856	2 in 10 mins	1,856	100.0	0	0.0		
Monson, MA	01057	548	2 in 10 mins	548	100.0	0	0.0		
Montague, MA	01351	198	2 in 10 mins	198	100.0	0	0.0		
Monterey, MA	01245	123	2 in 10 mins	123	100.0	0	0.0		
Monument Beach, MA	02553	566	2 in 10 mins	566	100.0	0	0.0		
Nahant, MA	01908	4,569	2 in 10 mins	4,569	100.0	0	0.0		
Nantucket, MA	02554	58	2 in 10 mins	58	100.0	0	0.0		
Natick, MA	02584	5,273	2 in 10 mins	5,273	100.0	0	0.0		

# Access Detail By Zip Code

March 30, 2023

Access Analysis

GP Access

Member / Provider Groups

New Employee Group

New Provider Group

All Members									
City	Zip Code	Member #	Provider Standard	With Access		Without Access			
				#	%	#	%		
Needham Heights, MA	02494	1,428	2 in 10 mins	1,428	100.0	0	0.0		
Needham, MA	02492	1,506	2 in 10 mins	1,506	100.0	0	0.0		
New Bedford, MA	02740	28,009	2 in 10 mins	28,009	100.0	0	0.0		
	02741	34	2 in 10 mins	34	100.0	0	0.0		
	02742	45	2 in 10 mins	45	100.0	0	0.0		
	02744	9,674	2 in 10 mins	9,674	100.0	0	0.0		
	02745	10,904	2 in 10 mins	10,904	100.0	0	0.0		
	02746	13,971	2 in 10 mins	13,971	100.0	0	0.0		
New Braintree, MA	01531	214	2 in 10 mins	194	90.7	20	9.3		
New Salem, MA	01355	231	2 in 10 mins	177	76.6	54	23.4		
New Town, MA	02456	█	2 in 10 mins	█	100.0	0	0.0		
Newbury, MA	01951	493	2 in 10 mins	422	85.6	71	14.4		
Newburyport, MA	01950	2,729	2 in 10 mins	2,729	100.0	0	0.0		
Newton Center, MA	02459	1,837	2 in 10 mins	1,837	100.0	0	0.0		
Newton Highlands, MA	02461	981	2 in 10 mins	981	100.0	0	0.0		
Newton Lower Falls, MA	02462	283	2 in 10 mins	283	100.0	0	0.0		
Newton Upper Falls, MA	02464	584	2 in 10 mins	584	100.0	0	0.0		
Newton, MA	02458	2,223	2 in 10 mins	2,223	100.0	0	0.0		
Newtonville, MA	02460	1,470	2 in 10 mins	1,470	100.0	0	0.0		
Nonantum, MA	02495	█	2 in 10 mins	█	100.0	0	0.0		
Norfolk, MA	02056	981	2 in 10 mins	981	100.0	0	0.0		
North Adams, MA	01247	6,832	2 in 10 mins	6,832	100.0	0	0.0		
North Amherst, MA	01059	11	2 in 10 mins	11	100.0	0	0.0		
North Andover, MA	01845	5,615	2 in 10 mins	5,615	100.0	0	0.0		
North Attleboro, MA	02760	6,029	2 in 10 mins	6,029	100.0	0	0.0		
	02761	19	2 in 10 mins	19	100.0	0	0.0		
North Billerica, MA	01862	2,582	2 in 10 mins	2,582	100.0	0	0.0		
North Brookfield, MA	01535	1,425	2 in 10 mins	1,425	100.0	0	0.0		
North Carver, MA	02355	38	2 in 10 mins	38	100.0	0	0.0		
North Chatham, MA	02650	159	2 in 10 mins	159	100.0	0	0.0		
North Chelmsford, MA	01863	1,996	2 in 10 mins	1,996	100.0	0	0.0		
North Dartmouth, MA	02747	4,354	2 in 10 mins	4,354	100.0	0	0.0		
North Dighton, MA	02764	750	2 in 10 mins	750	100.0	0	0.0		
North Eastham, MA	02651	129	2 in 10 mins	129	100.0	0	0.0		
North Easton, MA	02356	1,956	2 in 10 mins	1,956	100.0	0	0.0		
	02357	11	2 in 10 mins	11	100.0	0	0.0		
North Egremont, MA	01252	11	2 in 10 mins	11	100.0	0	0.0		
North Falmouth, MA	02556	565	2 in 10 mins	565	100.0	0	0.0		
North Grafton, MA	01536	1,307	2 in 10 mins	1,307	100.0	0	0.0		
North Hatfield, MA	01066	49	2 in 10 mins	49	100.0	0	0.0		

# Access Detail By Zip Code

March 30, 2023

Access Analysis  
GP Access

Member / Provider Groups  
New Employee Group  
New Provider Group

All Members									
City	Zip Code	Member #	Provider Standard	With Access		Without Access			
				#	%	#	%		
North Marshfield, MA	02059	22	2 in 10 mins	22	100.0	0	0.0		
North Oxford, MA	01537	578	2 in 10 mins	578	100.0	0	0.0		
North Pembroke, MA	02358	17	2 in 10 mins	17	100.0	0	0.0		
North Reading, MA	01864	1,932	2 in 10 mins	1,932	100.0	0	0.0		
North Scituate, MA	02060	█	2 in 10 mins	█	100.0	0	0.0		
North Truro, MA	02652	358	2 in 10 mins	0	0.0	358	100.0		
North Uxbridge, MA	01538	61	2 in 10 mins	61	100.0	0	0.0		
North Wallingham, MA	02455	█	2 in 10 mins	█	100.0	0	0.0		
North Weymouth, MA	02191	1,984	2 in 10 mins	1,984	100.0	0	0.0		
Northampton, MA	01060	4,030	2 in 10 mins	4,030	100.0	0	0.0		
	01061	24	2 in 10 mins	24	100.0	0	0.0		
	01063	16	2 in 10 mins	16	100.0	0	0.0		
Northborough, MA	01532	2,684	2 in 10 mins	2,684	100.0	0	0.0		
Northbridge, MA	01534	1,474	2 in 10 mins	1,474	100.0	0	0.0		
Northfield, MA	01360	706	2 in 10 mins	128	18.1	578	81.9		
Norton, MA	02766	4,033	2 in 10 mins	4,033	100.0	0	0.0		
Norwell, MA	02061	1,132	2 in 10 mins	1,132	100.0	0	0.0		
Norwood, MA	02062	9,175	2 in 10 mins	9,175	100.0	0	0.0		
Nutting Lake, MA	01865	17	2 in 10 mins	17	100.0	0	0.0		
Oak Bluffs, MA	02557	2,049	2 in 10 mins	2,049	100.0	0	0.0		
Oakham, MA	01068	434	2 in 10 mins	395	91.0	39	9.0		
Ocean Bluff, MA	02065	13	2 in 10 mins	13	100.0	0	0.0		
Onset, MA	02558	813	2 in 10 mins	813	100.0	0	0.0		
Orange, MA	01364	3,429	2 in 10 mins	3,429	100.0	0	0.0		
Orleans, MA	02653	1,187	2 in 10 mins	1,109	93.4	78	6.6		
Osterville, MA	02655	689	2 in 10 mins	689	100.0	0	0.0		
Otis, MA	01253	223	2 in 10 mins	0	0.0	223	100.0		
Oxford, MA	01540	3,069	2 in 10 mins	3,069	100.0	0	0.0		
Palmer, MA	01069	2,654	2 in 10 mins	2,654	100.0	0	0.0		
Paxton, MA	01612	748	2 in 10 mins	748	100.0	0	0.0		
Peabody, MA	01960	17,994	2 in 10 mins	17,994	100.0	0	0.0		
	01961	22	2 in 10 mins	22	100.0	0	0.0		
Pembroke, MA	02359	3,075	2 in 10 mins	3,075	100.0	0	0.0		
Pepperell, MA	01463	2,372	2 in 10 mins	2,372	100.0	0	0.0		
Petersham, MA	01366	291	2 in 10 mins	163	56.0	128	44.0		
Pinehurst, MA	01866	█	2 in 10 mins	█	100.0	0	0.0		
Pittsfield, MA	01201	20,911	2 in 10 mins	20,911	100.0	0	0.0		
	01202	90	2 in 10 mins	90	100.0	0	0.0		
Plainfield, MA	01070	189	2 in 10 mins	0	0.0	189	100.0		
Plainville, MA	02762	2,088	2 in 10 mins	2,088	100.0	0	0.0		

# Access Detail By Zip Code

March 30, 2023

Access Analysis

GP Access

Member / Provider Groups

New Employee Group

New Provider Group

All Members									
City	Zip Code	Member #	Provider Standard	With Access		Without Access			
				#	%	#	%		
Plymouth, MA	02360	14,318	2 in 10 mins	12,600	88.0	1,718	12.0		
	02361	24	2 in 10 mins	24	100.0	0	0.0		
	02362	98	2 in 10 mins	98	100.0	0	0.0		
Plympton, MA	02367	537	2 in 10 mins	537	100.0	0	0.0		
Pocasset, MA	02559	669	2 in 10 mins	669	100.0	0	0.0		
Prides Crossing, MA	01965	16	2 in 10 mins	16	100.0	0	0.0		
Princeton, MA	01541	410	2 in 10 mins						
Provincetown, MA	02657	1,473	2 in 10 mins	0	0.0	1,473	100.0		
Quincy, MA	02169	21,525	2 in 10 mins	21,525	100.0	0	0.0		
	02170	7,761	2 in 10 mins	7,761	100.0	0	0.0		
	02171	6,049	2 in 10 mins	6,049	100.0	0	0.0		
	02269	51	2 in 10 mins	51	100.0	0	0.0		
Randolph, MA	02368	15,808	2 in 10 mins	15,808	100.0	0	0.0		
Raynham Center, MA	02768	19	2 in 10 mins	19	100.0	0	0.0		
Raynham, MA	02767	3,496	2 in 10 mins	3,496	100.0	0	0.0		
Reading, MA	01867	2,733	2 in 10 mins	2,733	100.0	0	0.0		
Readville, MA	02137	23	2 in 10 mins	23	100.0	0	0.0		
Rehoboth, MA	02769	1,980	2 in 10 mins	1,980	100.0	0	0.0		
Revere, MA	02151	36,470	2 in 10 mins	36,470	100.0	0	0.0		
Richmond, MA	01254	188	2 in 10 mins	157	83.5	31	16.5		
Rochdale, MA	01542	680	2 in 10 mins	680	100.0	0	0.0		
Rochester, MA	02770	949	2 in 10 mins	949	100.0	0	0.0		
Rockland, MA	02370	6,329	2 in 10 mins	6,329	100.0	0	0.0		
Rockport, MA	01966	1,217	2 in 10 mins	1,217	100.0	0	0.0		
Roslindale, MA	02131	12,758	2 in 10 mins	12,758	100.0	0	0.0		
Rowe, MA	01367	174	2 in 10 mins	49	28.2	125	71.8		
Rowley, MA	01969	973	2 in 10 mins	349	35.9	624	64.1		
Roxbury Crossing, MA	02120	5,745	2 in 10 mins	5,745	100.0	0	0.0		
Roxbury, MA	02119	19,264	2 in 10 mins	19,264	100.0	0	0.0		
Royalston, MA	01368	374	2 in 10 mins						
Russell, MA	01071	471	2 in 10 mins	193	41.0	278	59.0		
Rutland, MA	01543	1,695	2 in 10 mins	1,695	100.0	0	0.0		
Sagamore Beach, MA	02562	545	2 in 10 mins	545	100.0	0	0.0		
Sagamore, MA	02561	238	2 in 10 mins	238	100.0	0	0.0		
Salem, MA	01970	15,818	2 in 10 mins	15,818	100.0	0	0.0		
	01971	12	2 in 10 mins	12	100.0	0	0.0		
Salisbury, MA	01952	2,858	2 in 10 mins	2,858	100.0	0	0.0		
Sandisfield, MA	01255	287	2 in 10 mins	0	0.0	287	100.0		
Sandwich, MA	02563	1,754	2 in 10 mins	1,754	100.0	0	0.0		
Saugus, MA	01906	9,797	2 in 10 mins	9,797	100.0	0	0.0		



# Access Detail By Zip Code

March 30, 2023

Access Analysis  
GP Access

Member / Provider Groups  
New Employee Group  
New Provider Group

All Members									
City	Zip Code	Member #	Provider	With Access		Without Access			
				#	%	#	%		
Savoy, MA	01256	166	2 in 10 mins	14	8.4	152	91.6		
Scituate, MA	02066	2,221	2 in 10 mins	2,221	100.0	0	0.0		
Seekonk, MA	02771	2,731	2 in 10 mins	2,731	100.0	0	0.0		
Sharon, MA	02067	2,756	2 in 10 mins	2,756	100.0	0	0.0		
Sheffield, MA	01257	676	2 in 10 mins	355	52.5	321	47.5		
Shelburne Falls, MA	01370	1,019	2 in 10 mins	870	85.4	149	14.6		
Sheldonville, MA	02070	12	2 in 10 mins	12	100.0	0	0.0		
Sherborn, MA	01770	301	2 in 10 mins	301	100.0	0	0.0		
Shirley, MA	01464	1,381	2 in 10 mins	1,381	100.0	0	0.0		
Shrewsbury, MA	01545	6,886	2 in 10 mins	6,886	100.0	0	0.0		
Shutesbury, MA	01546	█	2 in 10 mins	█	100.0	0	0.0		
Siasconset, MA	01072	355	2 in 10 mins	73	20.6	282	79.4		
Somerset, MA	02564	25	2 in 10 mins	25	100.0	0	0.0		
Somerville, MA	02725	707	2 in 10 mins	707	100.0	0	0.0		
	02726	3,337	2 in 10 mins	3,337	100.0	0	0.0		
	02143	5,300	2 in 10 mins	5,300	100.0	0	0.0		
	02144	3,404	2 in 10 mins	3,404	100.0	0	0.0		
	02145	11,134	2 in 10 mins	11,134	100.0	0	0.0		
South Barre, MA	01074	283	2 in 10 mins	283	100.0	0	0.0		
South Boston, MA	02127	7,853	2 in 10 mins	7,853	100.0	0	0.0		
South Carver, MA	02366	33	2 in 10 mins	33	100.0	0	0.0		
South Chatham, MA	02659	230	2 in 10 mins	230	100.0	0	0.0		
South Dartmouth, MA	02748	2,674	2 in 10 mins	2,674	100.0	0	0.0		
South Deerfield, MA	01373	772	2 in 10 mins	758	98.2	14	1.8		
South Dennis, MA	02660	1,822	2 in 10 mins	1,822	100.0	0	0.0		
South Easton, MA	02375	2,315	2 in 10 mins	2,315	100.0	0	0.0		
South Egremont, MA	01258	135	2 in 10 mins	19	14.1	116	85.9		
South Grafton, MA	01560	970	2 in 10 mins	970	100.0	0	0.0		
South Hadley, MA	01075	3,492	2 in 10 mins	3,492	100.0	0	0.0		
South Hamilton, MA	01982	1,025	2 in 10 mins	1,025	100.0	0	0.0		
South Harwich, MA	02661	22	2 in 10 mins	22	100.0	0	0.0		
South Lancaster, MA	01561	68	2 in 10 mins	68	100.0	0	0.0		
South Lee, MA	01260	90	2 in 10 mins	90	100.0	0	0.0		
South Orleans, MA	02662	42	2 in 10 mins	42	100.0	0	0.0		
South Walpole, MA	02071	143	2 in 10 mins	143	100.0	0	0.0		
South Wellfleet, MA	02663	46	2 in 10 mins	46	100.0	0	0.0		
South Weymouth, MA	02190	4,323	2 in 10 mins	4,323	100.0	0	0.0		
South Yarmouth, MA	02664	3,751	2 in 10 mins	3,751	100.0	0	0.0		
Southampton, MA	01073	1,020	2 in 10 mins	1,020	100.0	0	0.0		
Southborough, MA	01772	967	2 in 10 mins	967	100.0	0	0.0		

# Access Detail By Zip Code

March 30, 2023

Access Analysis  
GP Access

Member / Provider Groups  
New Employee Group  
New Provider Group

All Members									
City	Zip Code	Member #	Provider Standard	With Access		Without Access			
				#	%	#	%		
Southbridge, MA	01550	10,079	2 in 10 mins	10,079	100.0	0	0.0		
Southfield, MA	01259	123	2 in 10 mins	0	0.0	123	100.0		
Southwick, MA	01077	2,117	2 in 10 mins	2,117	100.0	0	0.0		
Spencer, MA	01562	3,843	2 in 10 mins	3,843	100.0	0	0.0		
Springfield, MA	01101	645	2 in 10 mins	645	100.0	0	0.0		
	01102	11	2 in 10 mins	11	100.0	0	0.0		
	01103	1,642	2 in 10 mins	1,642	100.0	0	0.0		
	01104	17,287	2 in 10 mins	17,287	100.0	0	0.0		
	01105	11,626	2 in 10 mins	11,626	100.0	0	0.0		
	01107	9,831	2 in 10 mins	9,831	100.0	0	0.0		
	01108	21,532	2 in 10 mins	21,532	100.0	0	0.0		
	01109	21,826	2 in 10 mins	21,826	100.0	0	0.0		
	01111	15	2 in 10 mins	15	100.0	0	0.0		
	01115	█	2 in 10 mins	█	100.0	0	0.0		
	01118	6,572	2 in 10 mins	6,572	100.0	0	0.0		
	01119	6,661	2 in 10 mins	6,661	100.0	0	0.0		
	01128	766	2 in 10 mins	766	100.0	0	0.0		
	01129	3,153	2 in 10 mins	3,153	100.0	0	0.0		
	01138	100	2 in 10 mins	100	100.0	0	0.0		
	01139	46	2 in 10 mins	46	100.0	0	0.0		
	01144	█	2 in 10 mins	█	100.0	0	0.0		
	01152	█	2 in 10 mins	█	100.0	0	0.0		
	01199	151	2 in 10 mins	151	100.0	0	0.0		
Sterling, MA	01564	1,292	2 in 10 mins	1,292	100.0	0	0.0		
Still River, MA	01467	22	2 in 10 mins	22	100.0	0	0.0		
Stockbridge, MA	01262	356	2 in 10 mins	356	100.0	0	0.0		
Stoneham, MA	02180	4,714	2 in 10 mins	4,714	100.0	0	0.0		
Stoughton, MA	02072	10,762	2 in 10 mins	10,762	100.0	0	0.0		
Stow, MA	01775	693	2 in 10 mins	693	100.0	0	0.0		
Sturbridge, MA	01566	1,268	2 in 10 mins	1,268	100.0	0	0.0		
Sudbury, MA	01776	1,673	2 in 10 mins	1,673	100.0	0	0.0		
Sunderland, MA	01375	754	2 in 10 mins	754	100.0	0	0.0		
Sutton, MA	01590	1,288	2 in 10 mins	1,288	100.0	0	0.0		
Swampscott, MA	01907	2,531	2 in 10 mins	2,531	100.0	0	0.0		
Swansea, MA	02777	3,824	2 in 10 mins	3,824	100.0	0	0.0		
Taunton, MA	02780	24,207	2 in 10 mins	24,207	100.0	0	0.0		
Templeton, MA	01468	1,101	2 in 10 mins	1,101	100.0	0	0.0		
Tewksbury, MA	01876	5,744	2 in 10 mins	5,744	100.0	0	0.0		
Thorndike, MA	01079	322	2 in 10 mins	322	100.0	0	0.0		
Three Rivers, MA	01080	1,017	2 in 10 mins	1,017	100.0	0	0.0		

# Access Detail By Zip Code

March 30, 2023

Access Analysis  
GP Access

Member / Provider Groups  
New Employee Group  
New Provider Group

All Members									
City	Zip Code	Member #	Provider Standard	With Access		Without Access			
				#	%	#	%		
Topshfield, MA	01983	630	2 in 10 mins	630	100.0	0	0.0		
Townsend, MA	01469	1,509	2 in 10 mins	1,509	100.0	0	0.0		
Truro, MA	02666	293	2 in 10 mins	106	36.2	187	63.8		
Turners Falls, MA	01376	2,316	2 in 10 mins	2,316	100.0	0	0.0		
Tyngsboro, MA	01879	2,562	2 in 10 mins	2,562	100.0	0	0.0		
Tyringham, MA	01264	70	2 in 10 mins	0	0.0	70	100.0		
Upton, MA	01568	1,089	2 in 10 mins	1,089	100.0	0	0.0		
Uxbridge, MA	01569	3,024	2 in 10 mins	3,024	100.0	0	0.0		
Vineyard Haven, MA	02568	2,840	2 in 10 mins	2,832	99.7	8	0.3		
Waban, MA	02468	327	2 in 10 mins	327	100.0	0	0.0		
Wakefield, MA	01880	4,531	2 in 10 mins	4,531	100.0	0	0.0		
Wales, MA	01081	595	2 in 10 mins	140	23.5	455	76.5		
Walpole, MA	02081	2,998	2 in 10 mins	2,998	100.0	0	0.0		
Waltham, MA	02451	4,873	2 in 10 mins	4,873	100.0	0	0.0		
	02452	4,289	2 in 10 mins	4,289	100.0	0	0.0		
	02453	9,930	2 in 10 mins	9,930	100.0	0	0.0		
	02454	114	2 in 10 mins	114	100.0	0	0.0		
Ware, MA	01082	4,073	2 in 10 mins	3,785	92.9	288	7.1		
Wareham, MA	02571	3,874	2 in 10 mins	3,874	100.0	0	0.0		
Warren, MA	01083	1,065	2 in 10 mins	1,065	100.0	0	0.0		
Warwick, MA	01378	242	2 in 10 mins	215	88.8	27	11.2		
Watertown, MA	02471	30	2 in 10 mins	30	100.0	0	0.0		
	02472	8,312	2 in 10 mins	8,312	100.0	0	0.0		
Waverley, MA	02479	█	2 in 10 mins	█	100.0	0	0.0		
Wayland, MA	01778	1,215	2 in 10 mins	1,215	100.0	0	0.0		
Webster, MA	01570	7,892	2 in 10 mins	7,892	100.0	0	0.0		
Wellesley Hills, MA	02481	1,117	2 in 10 mins	1,117	100.0	0	0.0		
Wellesley, MA	02482	845	2 in 10 mins	845	100.0	0	0.0		
Wellfleet, MA	02667	816	2 in 10 mins	816	100.0	0	0.0		
Wendell Depot, MA	01380	25	2 in 10 mins	25	100.0	0	0.0		
Wendell, MA	01379	320	2 in 10 mins	288	90.0	32	10.0		
Wenham, MA	01984	352	2 in 10 mins	352	100.0	0	0.0		
West Barnstable, MA	02668	600	2 in 10 mins	600	100.0	0	0.0		
West Boylston, MA	01885	█	2 in 10 mins	█	100.0	0	0.0		
West Boylston, MA	01583	1,600	2 in 10 mins	1,600	100.0	0	0.0		
West Bridgewater, MA	02379	1,774	2 in 10 mins	1,774	100.0	0	0.0		
West Brookfield, MA	01585	1,169	2 in 10 mins	1,169	100.0	0	0.0		
West Chatham, MA	02669	44	2 in 10 mins	44	100.0	0	0.0		
West Chesterfield, MA	01084	31	2 in 10 mins	█	█	█	█		
West Chop, MA	02573	█	2 in 10 mins	█	100.0	0	0.0		

# Access Detail By Zip Code

March 30, 2023

Access Analysis  
GP Access

Member / Provider Groups  
New Employee Group  
New Provider Group

All Members									
City	Zip Code	Member #	Provider Standard	With Access		Without Access			
				#	%	#	%		
West Dennis, MA	02670	358	2 in 10 mins	358	100.0	0	0.0		
West Falmouth, MA	02574	39	2 in 10 mins	39	100.0	0	0.0		
West Groton, MA	01472	█	2 in 10 mins	█	100.0	0	0.0		
West Harwich, MA	02671	316	2 in 10 mins	316	100.0	0	0.0		
West Hatfield, MA	01088	124	2 in 10 mins	124	100.0	0	0.0		
West Hyannisport, MA	02672	47	2 in 10 mins	47	100.0	0	0.0		
West Medford, MA	02156	█	2 in 10 mins	█	100.0	0	0.0		
West Newbury, MA	01985	406	2 in 10 mins	406	100.0	0	0.0		
West Newton, MA	02465	1,548	2 in 10 mins	1,548	100.0	0	0.0		
West Roxbury, MA	02132	5,148	2 in 10 mins	5,148	100.0	0	0.0		
West Springfield, MA	01089	12,880	2 in 10 mins	12,880	100.0	0	0.0		
West Stockbridge, MA	01090	45	2 in 10 mins	45	100.0	0	0.0		
West Tisbury, MA	01266	367	2 in 10 mins	228	62.1	139	37.9		
West Townsend, MA	02575	872	2 in 10 mins	872	100.0	0	0.0		
West Wareham, MA	01474	404	2 in 10 mins	404	100.0	0	0.0		
West Warren, MA	02576	1,316	2 in 10 mins	1,316	100.0	0	0.0		
West Yarmouth, MA	01092	545	2 in 10 mins	545	100.0	0	0.0		
Westborough, MA	02673	3,867	2 in 10 mins	3,867	100.0	0	0.0		
Westfield, MA	01580	█	2 in 10 mins	█	100.0	0	0.0		
Westford, MA	01581	4,253	2 in 10 mins	4,253	100.0	0	0.0		
Westminster, MA	01582	█	2 in 10 mins	█	100.0	0	0.0		
Westport, MA	01085	13,016	2 in 10 mins	12,976	99.7	40	0.3		
Westport Point, MA	01086	55	2 in 10 mins	55	100.0	0	0.0		
Westwood, MA	01886	2,842	2 in 10 mins	2,842	100.0	0	0.0		
Whately, MA	01441	█	2 in 10 mins	█	100.0	0	0.0		
Whitinsville, MA	01473	1,518	2 in 10 mins	1,518	100.0	0	0.0		
White Horse Beach, MA	02493	733	2 in 10 mins	733	100.0	0	0.0		
Whitman, MA	02791	26	2 in 10 mins	█	█	█	█		
Wilbraham, MA	02790	3,723	2 in 10 mins	3,380	90.8	343	9.2		
Williamstown, MA	02090	1,441	2 in 10 mins	1,441	100.0	0	0.0		
Wilmington, MA	02188	4,921	2 in 10 mins	4,921	100.0	0	0.0		
Wilmington, MA	01093	121	2 in 10 mins	121	100.0	0	0.0		
Wilmington, MA	01094	90	2 in 10 mins	90	100.0	0	0.0		
Wilmington, MA	02381	17	2 in 10 mins	17	100.0	0	0.0		
Wilmington, MA	01588	3,121	2 in 10 mins	3,121	100.0	0	0.0		
Wilmington, MA	02382	4,459	2 in 10 mins	4,459	100.0	0	0.0		
Wilmington, MA	01095	2,475	2 in 10 mins	2,475	100.0	0	0.0		
Wilmington, MA	01096	436	2 in 10 mins	72	16.5	364	83.5		
Wilmington, MA	01267	1,154	2 in 10 mins	1,054	91.3	100	8.7		
Wilmington, MA	01887	3,327	2 in 10 mins	3,327	100.0	0	0.0		

# Access Detail By Zip Code

March 30, 2023

Access Analysis

GP Access

Member / Provider Groups

New Employee Group

New Provider Group

All Members									
City	Zip Code	Member #	Provider Standard	With Access		Without Access			
				#	%	#	%		
Winchendon Springs, MA	01477	2	2 in 10 mins	2	100.0	0	0.0		
Winchendon, MA	01475	3,704	2 in 10 mins	3,704	100.0	0	0.0		
Winchester, MA	01890	2,238	2 in 10 mins	2,238	100.0	0	0.0		
Windsor, MA	01270	175	2 in 10 mins	34	19.4	141	80.6		
Winthrop, MA	02152	5,442	2 in 10 mins	5,442	100.0	0	0.0		
Woburn, MA	01801	11,858	2 in 10 mins	11,858	100.0	0	0.0		
	01813	2	2 in 10 mins	2	100.0	0	0.0		
	01888	16	2 in 10 mins	16	100.0	0	0.0		
Woods Hole, MA	02543	98	2 in 10 mins	98	100.0	0	0.0		
Woodville, MA	01784	2	2 in 10 mins	2	100.0	0	0.0		
Worcester, MA	01601	103	2 in 10 mins	103	100.0	0	0.0		
	01602	8,361	2 in 10 mins	8,361	100.0	0	0.0		
	01603	12,740	2 in 10 mins	12,740	100.0	0	0.0		
	01604	21,489	2 in 10 mins	21,489	100.0	0	0.0		
	01605	18,635	2 in 10 mins	18,635	100.0	0	0.0		
	01606	7,532	2 in 10 mins	7,532	100.0	0	0.0		
	01607	5,512	2 in 10 mins	5,512	100.0	0	0.0		
	01608	3,539	2 in 10 mins	3,539	100.0	0	0.0		
	01609	8,348	2 in 10 mins	8,348	100.0	0	0.0		
	01610	17,728	2 in 10 mins	17,728	100.0	0	0.0		
	01613	169	2 in 10 mins	169	100.0	0	0.0		
	01614	13	2 in 10 mins	13	100.0	0	0.0		
	01615	2	2 in 10 mins	2	100.0	0	0.0		
	01655	29	2 in 10 mins	29	100.0	0	0.0		
Woronoco, MA	01097	61	2 in 10 mins	61	100.0	0	0.0		
Worthington, MA	01098	327	2 in 10 mins	17	5.2	310	94.8		
Wrentham, MA	02093	1,995	2 in 10 mins	1,995	100.0	0	0.0		
Yarmouth Port, MA	02675	1,162	2 in 10 mins	1,162	100.0	0	0.0		
Grand Totals		2,291,923	2 in 10 mins	2,270,678	99.1	21,245	0.9		



# **Network Analysis**

## **Ortho Access**

---

March 29, 2023

March 29, 2023

Access Analysis

Ortho Access

Member / Provider Groups

All MH

Ortho

Access Map

Member locations

◆ With access

● Without access

Comparison Graph

Percent of members with access to a choice of providers over miles

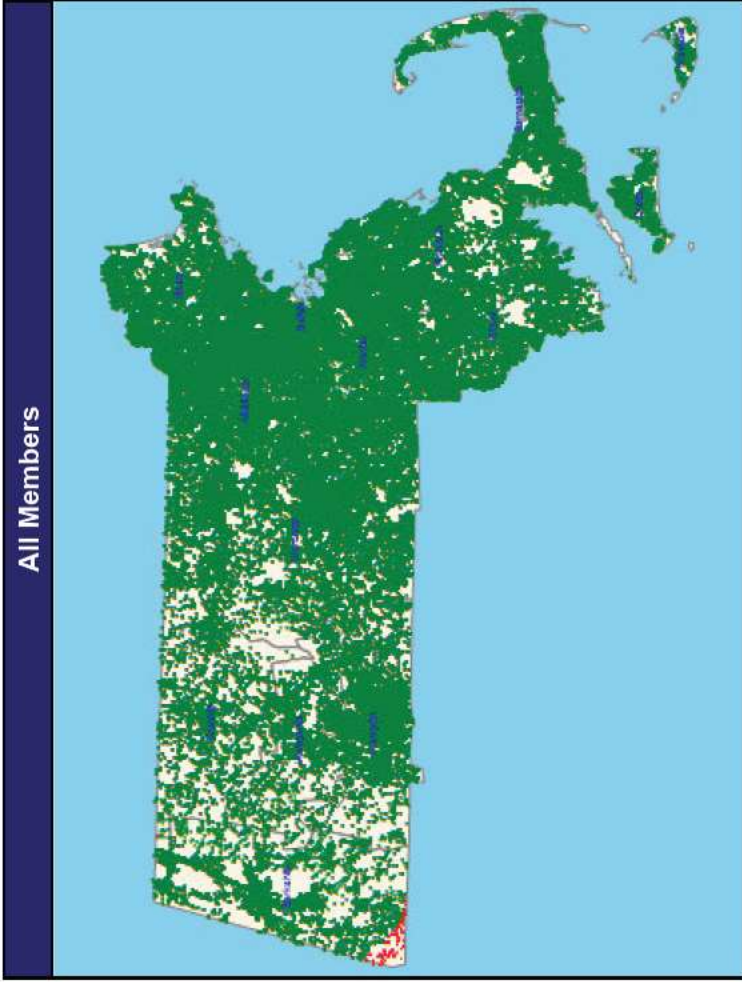
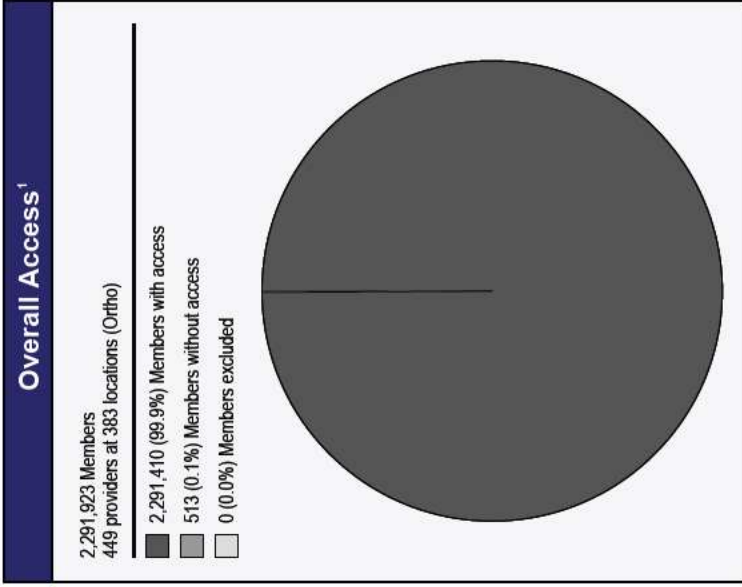
□ 1st closest

■ 2nd closest

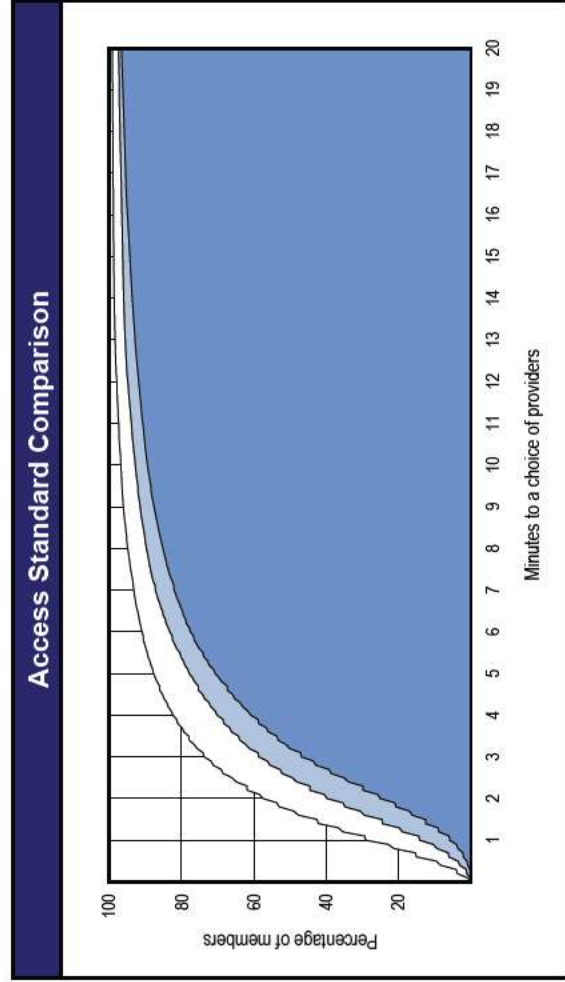
■ 3rd closest

<sup>1</sup> The Access Standard is defined as (All MH) members accessing:

1 (Ortho) provider in 30 minutes



Times	
	Average
Time to 1st closest provider	2.7 mins
Time to 2nd closest provider	4.2 mins
Time to 3rd closest provider	5.2 mins



# Access Summary By Zip Code

March 29, 2023

Access Analysis

Ortho Access

Member Group

All MH

Provider Group

Ortho

Areas With Access

Top 16 Zip Codes in the market, sorted by the number of members with access

Areas Without Access

Bottom 16 Zip Codes in the market, sorted by the number of members without access

All Members									
Member Group			Provider Group			449 unique providers at 383 unique locations (449 total access points)			
2,291,923 members 2,291,410 (99.9%) members with access 513 (0.1%) members without access 0 (0.0%) members excluded									
Key Geographic Areas									
City	Zip Code	Member #	Provider		With Access		Without Access		
			Standard		#	%	#	%	
<b>With Access</b>									
Brockton, MA	02301	50,706	1 in 30 mins		50,706	100.0	0	0.0	
Lawrence, MA	01841	46,593	1 in 30 mins		46,593	100.0	0	0.0	
Lynn, MA	01902	37,026	1 in 30 mins		37,026	100.0	0	0.0	
Revere, MA	02151	36,470	1 in 30 mins		36,470	100.0	0	0.0	
Everett, MA	02149	34,769	1 in 30 mins		34,769	100.0	0	0.0	
Malden, MA	02148	32,367	1 in 30 mins		32,367	100.0	0	0.0	
Dorchester Center, MA	02124	32,301	1 in 30 mins		32,301	100.0	0	0.0	
Chelsea, MA	02150	30,062	1 in 30 mins		30,062	100.0	0	0.0	
New Bedford, MA	02740	28,009	1 in 30 mins		28,009	100.0	0	0.0	
East Boston, MA	02128	27,379	1 in 30 mins		27,379	100.0	0	0.0	
Frammingham, MA	01702	27,013	1 in 30 mins		27,013	100.0	0	0.0	
Taunton, MA	02780	24,207	1 in 30 mins		24,207	100.0	0	0.0	
Holyoke, MA	01040	23,447	1 in 30 mins		23,447	100.0	0	0.0	
Dorchester, MA	02121	22,855	1 in 30 mins		22,855	100.0	0	0.0	
Lowell, MA	01852	22,421	1 in 30 mins		22,421	100.0	0	0.0	
Methuen, MA	01844	22,126	1 in 30 mins		22,126	100.0	0	0.0	
<b>Without Access</b>									
Ashley Falls, MA	01222	331	1 in 30 mins		115	34.7	216	65.3	
Sheffield, MA	01257	676	1 in 30 mins		515	76.2	161	23.8	
South Egremont, MA	01258	135	1 in 30 mins		32	23.7	103	76.3	
North Adams, MA	01247	6,832	1 in 30 mins		6,818	99.8	14	0.2	
Southfield, MA	01259	123	1 in 30 mins		111	90.2	12	9.8	
Great Barrington, MA	01230	2,442	1 in 30 mins						
Provincetown, MA	02657	1,473	1 in 30 mins						



# Access Detail By Zip Code

March 29, 2023

Access Analysis

Ortho Access

Member / Provider Groups

All MH

Ortho

All Members									
City	Zip Code	Member #	Provider Standard	With Access		Without Access			
				#	%	#	%		
Abington, MA	02351	4,837	1 in 30 mins	4,837	100.0	0	0.0		
Accord, MA	02018	87	1 in 30 mins	87	100.0	0	0.0		
Acton, MA	01718	87	1 in 30 mins	87	100.0	0	0.0		
Acushnet, MA	01720	3,322	1 in 30 mins	3,322	100.0	0	0.0		
Adams, MA	02743	2,533	1 in 30 mins	2,533	100.0	0	0.0		
Agawam, MA	01220	3,337	1 in 30 mins	3,337	100.0	0	0.0		
Agawam, MA	01001	5,632	1 in 30 mins	5,632	100.0	0	0.0		
Alliston, MA	02134	6,158	1 in 30 mins	6,158	100.0	0	0.0		
Amesbury, MA	01913	4,218	1 in 30 mins	4,218	100.0	0	0.0		
Amherst, MA	01002	5,031	1 in 30 mins	5,031	100.0	0	0.0		
Andover, MA	01003	65	1 in 30 mins	65	100.0	0	0.0		
Andover, MA	01004	40	1 in 30 mins	40	100.0	0	0.0		
Arlington Heights, MA	01810	4,652	1 in 30 mins	4,652	100.0	0	0.0		
Arlington, MA	01812	87	1 in 30 mins	87	100.0	0	0.0		
Arlington, MA	01899	87	1 in 30 mins	87	100.0	0	0.0		
Arlington, MA	02475	87	1 in 30 mins	87	100.0	0	0.0		
Arlington, MA	02474	3,810	1 in 30 mins	3,810	100.0	0	0.0		
Arlington, MA	02476	2,012	1 in 30 mins	2,012	100.0	0	0.0		
Ashburnham, MA	01430	1,413	1 in 30 mins	1,413	100.0	0	0.0		
Ashby, MA	01431	788	1 in 30 mins	788	100.0	0	0.0		
Ashfield, MA	01330	427	1 in 30 mins	427	100.0	0	0.0		
Ashland, MA	01721	4,379	1 in 30 mins	4,379	100.0	0	0.0		
Ashley Falls, MA	01222	331	1 in 30 mins	115	34.7	216	65.3		
Assonet, MA	02702	911	1 in 30 mins	911	100.0	0	0.0		
Attol, MA	01331	5,809	1 in 30 mins	5,809	100.0	0	0.0		
Attleboro Falls, MA	02763	360	1 in 30 mins	360	100.0	0	0.0		
Attleboro, MA	02703	14,801	1 in 30 mins	14,801	100.0	0	0.0		
Auburn, MA	01501	3,859	1 in 30 mins	3,859	100.0	0	0.0		
Auburndale, MA	02466	946	1 in 30 mins	946	100.0	0	0.0		
Avon, MA	02322	1,659	1 in 30 mins	1,659	100.0	0	0.0		
Ayer, MA	01432	2,167	1 in 30 mins	2,167	100.0	0	0.0		
Babson Park, MA	02457	87	1 in 30 mins	87	100.0	0	0.0		
Baldwinville, MA	01436	1,050	1 in 30 mins	1,050	100.0	0	0.0		
Barnstable, MA	02630	325	1 in 30 mins	325	100.0	0	0.0		
Barre, MA	01005	1,299	1 in 30 mins	1,299	100.0	0	0.0		
Becket, MA	01223	684	1 in 30 mins	684	100.0	0	0.0		
Bedford, MA	01730	1,898	1 in 30 mins	1,898	100.0	0	0.0		
Belchertown, MA	01007	3,127	1 in 30 mins	3,127	100.0	0	0.0		
Bellingham, MA	02019	3,940	1 in 30 mins	3,940	100.0	0	0.0		
Belmont, MA	02478	3,695	1 in 30 mins	3,695	100.0	0	0.0		

# Access Detail By Zip Code

March 29, 2023

Access Analysis

Ortho Access

Member / Provider Groups

All MH

Ortho

All Members									
City	Zip Code	Member #	Provider Standard	With Access		Without Access			
				#	%	#	%		
Berkley, MA	02779	1,272	1 in 30 mins	1,272	100.0	0	0.0		
Berkshire, MA	01224	47	1 in 30 mins	47	100.0	0	0.0		
Berlin, MA	01503	644	1 in 30 mins	644	100.0	0	0.0		
Barnardston, MA	01337	614	1 in 30 mins	614	100.0	0	0.0		
Beverly, MA	01915	9,724	1 in 30 mins	9,724	100.0	0	0.0		
Billerica, MA	01821	6,365	1 in 30 mins	6,365	100.0	0	0.0		
	01822		1 in 30 mins		100.0	0	0.0		
Blackstone, MA	01504	2,219	1 in 30 mins	2,219	100.0	0	0.0		
Blandford, MA	01008	281	1 in 30 mins	281	100.0	0	0.0		
Bolton, MA	01740	484	1 in 30 mins	484	100.0	0	0.0		
Bondsville, MA	01009	391	1 in 30 mins	391	100.0	0	0.0		
Boston Harbor Islands, MA	00157		1 in 30 mins		100.0	0	0.0		
Boston, MA	02108	529	1 in 30 mins	529	100.0	0	0.0		
	02109	415	1 in 30 mins	415	100.0	0	0.0		
	02110	222	1 in 30 mins	222	100.0	0	0.0		
	02111	2,782	1 in 30 mins	2,782	100.0	0	0.0		
	02112	54	1 in 30 mins	54	100.0	0	0.0		
	02113	585	1 in 30 mins	585	100.0	0	0.0		
	02114	1,767	1 in 30 mins	1,767	100.0	0	0.0		
	02115	4,853	1 in 30 mins	4,853	100.0	0	0.0		
	02116	3,262	1 in 30 mins	3,262	100.0	0	0.0		
	02117	20	1 in 30 mins	20	100.0	0	0.0		
	02118	11,608	1 in 30 mins	11,608	100.0	0	0.0		
	02123	43	1 in 30 mins	43	100.0	0	0.0		
	02133		1 in 30 mins		100.0	0	0.0		
	02163	121	1 in 30 mins	121	100.0	0	0.0		
	02196	11	1 in 30 mins	11	100.0	0	0.0		
	02199	114	1 in 30 mins	114	100.0	0	0.0		
	02201		1 in 30 mins		100.0	0	0.0		
	02203		1 in 30 mins		100.0	0	0.0		
	02205	81	1 in 30 mins	81	100.0	0	0.0		
	02210	476	1 in 30 mins	476	100.0	0	0.0		
	02212		1 in 30 mins		100.0	0	0.0		
	02215	2,537	1 in 30 mins	2,537	100.0	0	0.0		
	02222	15	1 in 30 mins	15	100.0	0	0.0		
Boxborough, MA	01719	753	1 in 30 mins	753	100.0	0	0.0		
Boxford, MA	01921	735	1 in 30 mins	735	100.0	0	0.0		
Boylston, MA	01505	682	1 in 30 mins	682	100.0	0	0.0		
Braintree, MA	02184	9,808	1 in 30 mins	9,808	100.0	0	0.0		
	02185	22	1 in 30 mins	22	100.0	0	0.0		

# Access Detail By Zip Code

March 29, 2023

Access Analysis  
 Ortho Access  
 Member / Provider Groups  
 All MH  
 Ortho

All Members									
City	Zip Code	Member #	Provider	With Access		Without Access			
				#	%	#	%		
Brant Rock, MA	02020	61	Standard	61	100.0	0	0.0		
Brewster, MA	02631	2,182	Standard	2,182	100.0	0	0.0		
Bridgewater, MA	02324	5,476	Standard	5,476	100.0	0	0.0		
Brighton, MA	02325	15	Standard	15	100.0	0	0.0		
Brimfield, MA	02135	11,865	Standard	11,865	100.0	0	0.0		
Brockton, MA	01010	851	Standard	851	100.0	0	0.0		
	02301	50,706	Standard	50,706	100.0	0	0.0		
	02302	21,386	Standard	21,386	100.0	0	0.0		
	02303	140	Standard	140	100.0	0	0.0		
	02304	24	Standard	24	100.0	0	0.0		
	02305	33	Standard	33	100.0	0	0.0		
Brookfield, MA	01506	910	Standard	910	100.0	0	0.0		
Brookline Village, MA	02447	█	Standard	█	100.0	0	0.0		
Brookline, MA	02445	2,623	Standard	2,623	100.0	0	0.0		
	02446	3,592	Standard	3,592	100.0	0	0.0		
Bryantville, MA	02327	18	Standard	18	100.0	0	0.0		
Buckland, MA	01338	92	Standard	92	100.0	0	0.0		
Burlington, MA	01803	4,719	Standard	4,719	100.0	0	0.0		
	01805	11	Standard	11	100.0	0	0.0		
Buzzards Bay, MA	02532	3,265	Standard	3,265	100.0	0	0.0		
	02542	23	Standard	23	100.0	0	0.0		
Byfield, MA	01922	371	Standard	371	100.0	0	0.0		
Cambridge, MA	02138	3,918	Standard	3,918	100.0	0	0.0		
	02139	7,364	Standard	7,364	100.0	0	0.0		
	02140	4,949	Standard	4,949	100.0	0	0.0		
	02141	2,516	Standard	2,516	100.0	0	0.0		
	02142	373	Standard	373	100.0	0	0.0		
	02238	20	Standard	20	100.0	0	0.0		
Canton, MA	02021	4,650	Standard	4,650	100.0	0	0.0		
Carlisle, MA	01741	335	Standard	335	100.0	0	0.0		
Carver, MA	02330	2,624	Standard	2,624	100.0	0	0.0		
Cataumet, MA	02534	213	Standard	213	100.0	0	0.0		
Centerville, MA	02632	3,165	Standard	3,165	100.0	0	0.0		
	02634	█	Standard	█	100.0	0	0.0		
	02636	█	Standard	█	100.0	0	0.0		
Charlemont, MA	01339	456	Standard	456	100.0	0	0.0		
Charlestown, MA	02129	4,768	Standard	4,768	100.0	0	0.0		
Charlton City, MA	01508	60	Standard	60	100.0	0	0.0		
Charlton Depot, MA	01509	█	Standard	█	100.0	0	0.0		
Charlton, MA	01507	2,683	Standard	2,683	100.0	0	0.0		

# Access Detail By Zip Code

March 29, 2023

Access Analysis

Ortho Access

Member / Provider Groups

All MH

Ortho

All Members									
City	Zip Code	Member #	Provider Standard	With Access		Without Access			
				#	%	#	%		
Chartley, MA	02712	1	1 in 30 mins	1	100.0	0	0.0		
Chatham, MA	02633	811	1 in 30 mins	811	100.0	0	0.0		
Chelmsford, MA	01824	4,326	1 in 30 mins	4,326	100.0	0	0.0		
Chelsea, MA	02150	30,062	1 in 30 mins	30,062	100.0	0	0.0		
Cherry Valley, MA	01611	942	1 in 30 mins	942	100.0	0	0.0		
Cheshire, MA	01225	846	1 in 30 mins	846	100.0	0	0.0		
Chester, MA	01011	380	1 in 30 mins	380	100.0	0	0.0		
Chesterfield, MA	01012	157	1 in 30 mins	157	100.0	0	0.0		
Chestnut Hill, MA	02467	2,257	1 in 30 mins	2,257	100.0	0	0.0		
Chicopee, MA	01013	12,855	1 in 30 mins	12,855	100.0	0	0.0		
	01014	38	1 in 30 mins	38	100.0	0	0.0		
	01020	11,536	1 in 30 mins	11,536	100.0	0	0.0		
	01021	68	1 in 30 mins	68	100.0	0	0.0		
	01022	642	1 in 30 mins	642	100.0	0	0.0		
Chilmark, MA	02535	395	1 in 30 mins	395	100.0	0	0.0		
Clinton, MA	01510	5,632	1 in 30 mins	5,632	100.0	0	0.0		
Cohasset, MA	02025	717	1 in 30 mins	717	100.0	0	0.0		
Colrain, MA	01340	553	1 in 30 mins	553	100.0	0	0.0		
Concord, MA	01742	1,545	1 in 30 mins	1,545	100.0	0	0.0		
Conway, MA	01341	322	1 in 30 mins	322	100.0	0	0.0		
Cotuit, MA	02635	722	1 in 30 mins	722	100.0	0	0.0		
Cummaquid, MA	02637	45	1 in 30 mins	45	100.0	0	0.0		
Cummington, MA	01026	277	1 in 30 mins	277	100.0	0	0.0		
Cuttyhunk, MA	02713	1	1 in 30 mins	1	100.0	0	0.0		
Dalton, MA	01226	1,765	1 in 30 mins	1,765	100.0	0	0.0		
	01227	1	1 in 30 mins	1	100.0	0	0.0		
Danvers, MA	01923	6,013	1 in 30 mins	6,013	100.0	0	0.0		
Dartmouth, MA	02714	1	1 in 30 mins	1	100.0	0	0.0		
Dedham, MA	02026	5,365	1 in 30 mins	5,365	100.0	0	0.0		
	02027	26	1 in 30 mins	26	100.0	0	0.0		
Deerfield, MA	01342	247	1 in 30 mins	247	100.0	0	0.0		
Dennis Port, MA	02639	1,342	1 in 30 mins	1,342	100.0	0	0.0		
Dennis, MA	02638	550	1 in 30 mins	550	100.0	0	0.0		
Devens, MA	01434	363	1 in 30 mins	363	100.0	0	0.0		
Dighton, MA	02715	905	1 in 30 mins	905	100.0	0	0.0		
Dorchester Center, MA	02124	32,301	1 in 30 mins	32,301	100.0	0	0.0		
Dorchester, MA	02121	22,855	1 in 30 mins	22,855	100.0	0	0.0		
	02122	14,178	1 in 30 mins	14,178	100.0	0	0.0		
	02125	18,611	1 in 30 mins	18,611	100.0	0	0.0		
Douglas, MA	01516	1,632	1 in 30 mins	1,632	100.0	0	0.0		

# Access Detail By Zip Code

March 29, 2023

Access Analysis

Ortho Access

Member / Provider Groups

All MH

Ortho

All Members									
City	Zip Code	Member #	Provider Standard	With Access		Without Access			
				#	%	#	%		
Dover, MA	02030	361	1 in 30 mins	361	100.0	0	0.0		
Dracut, MA	01826	9,289	1 in 30 mins	9,289	100.0	0	0.0		
Drury, MA	01343	29	1 in 30 mins	29	100.0	0	0.0		
Dudley, MA	01571	3,180	1 in 30 mins	3,180	100.0	0	0.0		
Dunstable, MA	01827	371	1 in 30 mins	371	100.0	0	0.0		
Duxbury, MA	02331	33	1 in 30 mins	33	100.0	0	0.0		
	02332	1,563	1 in 30 mins	1,563	100.0	0	0.0		
East Boston, MA	02128	27,379	1 in 30 mins	27,379	100.0	0	0.0		
	02228	█	1 in 30 mins	█	100.0	0	0.0		
	02333	3,137	1 in 30 mins	3,137	100.0	0	0.0		
East Bridgewater, MA	01515	530	1 in 30 mins	530	100.0	0	0.0		
East Brookfield, MA	02641	83	1 in 30 mins	83	100.0	0	0.0		
East Dennis, MA	02536	5,832	1 in 30 mins	5,832	100.0	0	0.0		
East Falmouth, MA	02717	1,042	1 in 30 mins	1,042	100.0	0	0.0		
East Freetown, MA	01028	3,290	1 in 30 mins	3,290	100.0	0	0.0		
East Longmeadow, MA	02031	█	1 in 30 mins	█	100.0	0	0.0		
East Mansfield, MA	02643	36	1 in 30 mins	36	100.0	0	0.0		
East Orleans, MA	01029	143	1 in 30 mins	143	100.0	0	0.0		
East Otis, MA	02537	966	1 in 30 mins	966	100.0	0	0.0		
East Sandwich, MA	02718	2,046	1 in 30 mins	2,046	100.0	0	0.0		
East Taunton, MA	01438	86	1 in 30 mins	86	100.0	0	0.0		
East Templeton, MA	02032	772	1 in 30 mins	772	100.0	0	0.0		
East Walpole, MA	02538	2,119	1 in 30 mins	2,119	100.0	0	0.0		
East Wareham, MA	02189	5,484	1 in 30 mins	5,484	100.0	0	0.0		
East Weymouth, MA	02642	1,210	1 in 30 mins	1,210	100.0	0	0.0		
Eastham, MA	01027	4,295	1 in 30 mins	4,295	100.0	0	0.0		
Easthampton, MA	02334	28	1 in 30 mins	28	100.0	0	0.0		
Easton, MA	02539	2,250	1 in 30 mins	2,250	100.0	0	0.0		
Edgartown, MA	02337	█	1 in 30 mins	█	100.0	0	0.0		
Elmwood, MA	01344	487	1 in 30 mins	487	100.0	0	0.0		
Erving, MA	01929	614	1 in 30 mins	614	100.0	0	0.0		
Essex, MA	02149	34,769	1 in 30 mins	34,769	100.0	0	0.0		
Everett, MA	02719	4,534	1 in 30 mins	4,534	100.0	0	0.0		
Fairhaven, MA	02720	16,729	1 in 30 mins	16,729	100.0	0	0.0		
Fall River, MA	02721	19,065	1 in 30 mins	19,065	100.0	0	0.0		
	02722	96	1 in 30 mins	96	100.0	0	0.0		
	02723	11,504	1 in 30 mins	11,504	100.0	0	0.0		
	02724	11,729	1 in 30 mins	11,729	100.0	0	0.0		
Falmouth, MA	02540	1,779	1 in 30 mins	1,779	100.0	0	0.0		
	02541	13	1 in 30 mins	13	100.0	0	0.0		

# Access Detail By Zip Code

March 29, 2023

Access Analysis

Ortho Access

Member / Provider Groups

All MH

Ortho

All Members									
City	Zip Code	Member #	Provider Standard	With Access		Without Access		#	%
				#	%	#	%		
Fayetteville, MA	01745	57	1 in 30 mins	57	100.0	0	0.0	0	0.0
Feeding Hills, MA	01030	3,068	1 in 30 mins	3,068	100.0	0	0.0	0	0.0
Fiskdale, MA	01518	765	1 in 30 mins	765	100.0	0	0.0	0	0.0
Fitchburg, MA	01420	21,891	1 in 30 mins	21,891	100.0	0	0.0	0	0.0
Florence, MA	01062	2,530	1 in 30 mins	2,530	100.0	0	0.0	0	0.0
Forestdale, MA	02644	908	1 in 30 mins	908	100.0	0	0.0	0	0.0
Foxboro, MA	02035	3,540	1 in 30 mins	3,540	100.0	0	0.0	0	0.0
Framingham, MA	01701	7,909	1 in 30 mins	7,909	100.0	0	0.0	0	0.0
	01702	27,013	1 in 30 mins	27,013	100.0	0	0.0	0	0.0
	01703	█	1 in 30 mins	█	100.0	0	0.0	0	0.0
	01704	24	1 in 30 mins	24	100.0	0	0.0	0	0.0
	01705	█	1 in 30 mins	█	100.0	0	0.0	0	0.0
Franklin, MA	02038	4,794	1 in 30 mins	4,794	100.0	0	0.0	0	0.0
Gardner, MA	01440	8,788	1 in 30 mins	8,788	100.0	0	0.0	0	0.0
Georgetown, MA	01833	1,134	1 in 30 mins	1,134	100.0	0	0.0	0	0.0
Gilbertville, MA	01031	572	1 in 30 mins	572	100.0	0	0.0	0	0.0
Gill, MA	01354	322	1 in 30 mins	322	100.0	0	0.0	0	0.0
Glendale, MA	01229	20	1 in 30 mins	20	100.0	0	0.0	0	0.0
Gloucester, MA	01930	9,511	1 in 30 mins	9,511	100.0	0	0.0	0	0.0
	01931	35	1 in 30 mins	35	100.0	0	0.0	0	0.0
Goshen, MA	01032	143	1 in 30 mins	143	100.0	0	0.0	0	0.0
Grafton, MA	01519	955	1 in 30 mins	955	100.0	0	0.0	0	0.0
Granby, MA	01033	1,296	1 in 30 mins	1,296	100.0	0	0.0	0	0.0
Granville, MA	01034	364	1 in 30 mins	364	100.0	0	0.0	0	0.0
Great Barrington, MA	01230	2,442	1 in 30 mins	█	█	█	█	█	█
Green Harbor, MA	02041	22	1 in 30 mins	22	100.0	0	0.0	0	0.0
Greenbush, MA	02040	█	1 in 30 mins	█	100.0	0	0.0	0	0.0
Greenfield, MA	01301	7,232	1 in 30 mins	7,232	100.0	0	0.0	0	0.0
	01302	39	1 in 30 mins	39	100.0	0	0.0	0	0.0
Groton, MA	01450	1,229	1 in 30 mins	1,229	100.0	0	0.0	0	0.0
	01470	█	1 in 30 mins	█	100.0	0	0.0	0	0.0
Groveland, MA	01834	990	1 in 30 mins	990	100.0	0	0.0	0	0.0
Hadley, MA	01035	1,132	1 in 30 mins	1,132	100.0	0	0.0	0	0.0
Halifax, MA	02338	1,552	1 in 30 mins	1,552	100.0	0	0.0	0	0.0
Hamilton, MA	01936	19	1 in 30 mins	19	100.0	0	0.0	0	0.0
Hampden, MA	01036	908	1 in 30 mins	908	100.0	0	0.0	0	0.0
Hanover, MA	02339	1,893	1 in 30 mins	1,893	100.0	0	0.0	0	0.0
	02340	█	1 in 30 mins	█	100.0	0	0.0	0	0.0
Hanscom AFB, MA	01731	83	1 in 30 mins	83	100.0	0	0.0	0	0.0
Hanson, MA	02341	2,064	1 in 30 mins	2,064	100.0	0	0.0	0	0.0

# Access Detail By Zip Code

March 29, 2023

Access Analysis

Ortho Access

Member / Provider Groups

All MH

Ortho

All Members									
City	Zip Code	Member #	Provider Standard	With Access		Without Access			
				#	%	#	%		
Hardwick, MA	01037	96	1 in 30 mins	96	100.0	0	0.0		
Harvard, MA	01451	483	1 in 30 mins	483	100.0	0	0.0		
Harwich Port, MA	02646	397	1 in 30 mins	397	100.0	0	0.0		
Harwich, MA	02645	2,431	1 in 30 mins	2,431	100.0	0	0.0		
Hatfield, MA	01038	398	1 in 30 mins	398	100.0	0	0.0		
Hathorne, MA	01937	85	1 in 30 mins	85	100.0	0	0.0		
Haverhill, MA	01830	12,534	1 in 30 mins	12,534	100.0	0	0.0		
	01831	147	1 in 30 mins	147	100.0	0	0.0		
	01832	11,649	1 in 30 mins	11,649	100.0	0	0.0		
	01835	4,557	1 in 30 mins	4,557	100.0	0	0.0		
Haydenville, MA	01039	301	1 in 30 mins	301	100.0	0	0.0		
Heath, MA	01346	148	1 in 30 mins	148	100.0	0	0.0		
Hingham, MA	02043	2,149	1 in 30 mins	2,149	100.0	0	0.0		
	02044	█	1 in 30 mins	█	100.0	0	0.0		
Hinsdale, MA	01235	722	1 in 30 mins	722	100.0	0	0.0		
Holbrook, MA	02343	3,975	1 in 30 mins	3,975	100.0	0	0.0		
Holden, MA	01520	2,297	1 in 30 mins	2,297	100.0	0	0.0		
Holland, MA	01521	648	1 in 30 mins	648	100.0	0	0.0		
Holliston, MA	01746	1,985	1 in 30 mins	1,985	100.0	0	0.0		
Holyoke, MA	01040	23,447	1 in 30 mins	23,447	100.0	0	0.0		
	01041	199	1 in 30 mins	199	100.0	0	0.0		
Hopedale, MA	01747	1,189	1 in 30 mins	1,189	100.0	0	0.0		
Hopkinton, MA	01748	1,889	1 in 30 mins	1,889	100.0	0	0.0		
Housatonic, MA	01236	576	1 in 30 mins	576	100.0	0	0.0		
Hubbardston, MA	01452	798	1 in 30 mins	798	100.0	0	0.0		
Hudson, MA	01749	5,462	1 in 30 mins	5,462	100.0	0	0.0		
Hull, MA	02045	2,276	1 in 30 mins	2,276	100.0	0	0.0		
Humarock, MA	02047	54	1 in 30 mins	54	100.0	0	0.0		
Huntington, MA	01050	757	1 in 30 mins	757	100.0	0	0.0		
Hyannis Port, MA	02647	21	1 in 30 mins	21	100.0	0	0.0		
Hyannis, MA	02601	11,490	1 in 30 mins	11,490	100.0	0	0.0		
Hyde Park, MA	02136	17,891	1 in 30 mins	17,891	100.0	0	0.0		
Indian Orchard, MA	01151	6,584	1 in 30 mins	6,584	100.0	0	0.0		
Ipswich, MA	01938	2,234	1 in 30 mins	2,234	100.0	0	0.0		
Jamaica Plain, MA	02130	11,475	1 in 30 mins	11,475	100.0	0	0.0		
Jefferson, MA	01522	563	1 in 30 mins	563	100.0	0	0.0		
Kingston, MA	02364	3,123	1 in 30 mins	3,123	100.0	0	0.0		
Lake Pleasant, MA	01347	85	1 in 30 mins	85	100.0	0	0.0		
Lakeville, MA	02347	2,317	1 in 30 mins	2,317	100.0	0	0.0		
	02348	█	1 in 30 mins	█	100.0	0	0.0		

# Access Detail By Zip Code

March 29, 2023

Access Analysis

Ortho Access

Member / Provider Groups

All MH

Ortho

All Members									
City	Zip Code	Member #	Provider	With Access		Without Access			
				#	%	#	%		
Lancaster, MA	01523	1,458	1 in 30 mins	1,458	100.0	0	0.0		
Lanesborough, MA	01237	880	1 in 30 mins	880	100.0	0	0.0		
Lawrence, MA	01840	5,731	1 in 30 mins	5,731	100.0	0	0.0		
	01841	46,593	1 in 30 mins	46,593	100.0	0	0.0		
	01842	149	1 in 30 mins	149	100.0	0	0.0		
Lee, MA	01843	20,391	1 in 30 mins	20,391	100.0	0	0.0		
Leeds, MA	01238	1,634	1 in 30 mins	1,634	100.0	0	0.0		
Leicester, MA	01053	527	1 in 30 mins	527	100.0	0	0.0		
	01524	1,714	1 in 30 mins	1,714	100.0	0	0.0		
Lenox Dale, MA	01242	147	1 in 30 mins	147	100.0	0	0.0		
Lenox, MA	01240	935	1 in 30 mins	935	100.0	0	0.0		
Leominster, MA	01453	17,638	1 in 30 mins	17,638	100.0	0	0.0		
Leverett, MA	01054	405	1 in 30 mins	405	100.0	0	0.0		
Lexington, MA	02420	1,711	1 in 30 mins	1,711	100.0	0	0.0		
	02421	2,111	1 in 30 mins	2,111	100.0	0	0.0		
Lincoln, MA	01773	523	1 in 30 mins	523	100.0	0	0.0		
Linwood, MA	01525	51	1 in 30 mins	51	100.0	0	0.0		
Littleton, MA	01460	1,413	1 in 30 mins	1,413	100.0	0	0.0		
Longmeadow, MA	01106	2,056	1 in 30 mins	2,056	100.0	0	0.0		
	01116	█	1 in 30 mins	█	100.0	0	0.0		
Lowell, MA	01850	11,829	1 in 30 mins	11,829	100.0	0	0.0		
	01851	19,387	1 in 30 mins	19,387	100.0	0	0.0		
	01852	22,421	1 in 30 mins	22,421	100.0	0	0.0		
	01853	175	1 in 30 mins	175	100.0	0	0.0		
	01854	14,826	1 in 30 mins	14,826	100.0	0	0.0		
Ludlow, MA	01056	5,121	1 in 30 mins	5,121	100.0	0	0.0		
Lunenburg, MA	01462	2,484	1 in 30 mins	2,484	100.0	0	0.0		
Lynn, MA	01901	2,372	1 in 30 mins	2,372	100.0	0	0.0		
	01902	37,026	1 in 30 mins	37,026	100.0	0	0.0		
	01903	121	1 in 30 mins	121	100.0	0	0.0		
	01904	8,881	1 in 30 mins	8,881	100.0	0	0.0		
	01905	19,504	1 in 30 mins	19,504	100.0	0	0.0		
	01910	█	1 in 30 mins	█	100.0	0	0.0		
Lynnfield, MA	01940	1,572	1 in 30 mins	1,572	100.0	0	0.0		
Malden, MA	02148	32,367	1 in 30 mins	32,367	100.0	0	0.0		
Manchester, MA	01526	69	1 in 30 mins	69	100.0	0	0.0		
Manchester, MA	01944	590	1 in 30 mins	590	100.0	0	0.0		
Manomet, MA	02345	66	1 in 30 mins	66	100.0	0	0.0		
Mansfield, MA	02048	4,291	1 in 30 mins	4,291	100.0	0	0.0		
Marblehead, MA	01945	2,431	1 in 30 mins	2,431	100.0	0	0.0		



# Access Detail By Zip Code

March 29, 2023

Access Analysis

Ortho Access

Member / Provider Groups

All MH

Ortho

All Members									
City	Zip Code	Member #	Provider Standard	With Access		Without Access			
				#	%	#	%		
Marion, MA	02738	985	1 in 30 mins	985	100.0	0	0.0		
Marlborough, MA	01752	18,947	1 in 30 mins	18,947	100.0	0	0.0		
Marshfield Hills, MA	02051	21	1 in 30 mins	21	100.0	0	0.0		
Marshfield, MA	02050	4,275	1 in 30 mins	4,275	100.0	0	0.0		
Marstons Mills, MA	02648	1,841	1 in 30 mins	1,841	100.0	0	0.0		
Mashpee, MA	02649	3,915	1 in 30 mins	3,915	100.0	0	0.0		
Mattapan, MA	02126	16,142	1 in 30 mins	16,142	100.0	0	0.0		
Mattapoisett, MA	02739	945	1 in 30 mins	945	100.0	0	0.0		
Maynard, MA	01754	2,206	1 in 30 mins	2,206	100.0	0	0.0		
Medfield, MA	02052	1,230	1 in 30 mins	1,230	100.0	0	0.0		
Medford, MA	02153	16	1 in 30 mins	16	100.0	0	0.0		
Medway, MA	02155	15,308	1 in 30 mins	15,308	100.0	0	0.0		
Melrose, MA	02053	2,046	1 in 30 mins	2,046	100.0	0	0.0		
Mendon, MA	02176	4,720	1 in 30 mins	4,720	100.0	0	0.0		
Merrimac, MA	01756	917	1 in 30 mins	917	100.0	0	0.0		
Methuen, MA	01860	1,245	1 in 30 mins	1,245	100.0	0	0.0		
Middleboro, MA	01844	22,126	1 in 30 mins	22,126	100.0	0	0.0		
	02344	6,739	1 in 30 mins	6,739	100.0	0	0.0		
	02346	57	1 in 30 mins	57	100.0	0	0.0		
	02349	1,402	1 in 30 mins	1,402	100.0	0	0.0		
Middlefield, MA	01243	15,049	1 in 30 mins	15,049	100.0	0	0.0		
Middleton, MA	01949	66	1 in 30 mins	66	100.0	0	0.0		
Milford, MA	01757	3,424	1 in 30 mins	3,424	100.0	0	0.0		
Mill River, MA	01244	347	1 in 30 mins	347	100.0	0	0.0		
Millbury, MA	01527	1,444	1 in 30 mins	1,444	100.0	0	0.0		
Millers Falls, MA	01349	695	1 in 30 mins	695	100.0	0	0.0		
Millis, MA	02054	11	1 in 30 mins	11	100.0	0	0.0		
Milville, MA	01529	3,974	1 in 30 mins	3,974	100.0	0	0.0		
Milton Village, MA	02187	24	1 in 30 mins	24	100.0	0	0.0		
Milton, MA	02186	28	1 in 30 mins	28	100.0	0	0.0		
Monponsett, MA	02350	1,856	1 in 30 mins	1,856	100.0	0	0.0		
Monroe Bridge, MA	01350	548	1 in 30 mins	548	100.0	0	0.0		
Monson, MA	01057	198	1 in 30 mins	198	100.0	0	0.0		
Montague, MA	01351	123	1 in 30 mins	123	100.0	0	0.0		
Monterey, MA	01245	566	1 in 30 mins	566	100.0	0	0.0		
Monument Beach, MA	02553	4,569	1 in 30 mins	4,569	100.0	0	0.0		
Nahant, MA	01908	58	1 in 30 mins	58	100.0	0	0.0		
Nantucket, MA	02554	5,273	1 in 30 mins	5,273	100.0	0	0.0		
Natick, MA	02584								
	01760								

# Access Detail By Zip Code

March 29, 2023

Access Analysis

Ortho Access

Member / Provider Groups

All MH

Ortho

All Members									
City	Zip Code	Member #	Provider Standard	With Access		Without Access			
				#	%	#	%		
Needham Heights, MA	02494	1,428	1 in 30 mins	1,428	100.0	0	0.0		
Needham, MA	02492	1,506	1 in 30 mins	1,506	100.0	0	0.0		
New Bedford, MA	02740	28,009	1 in 30 mins	28,009	100.0	0	0.0		
	02741	34	1 in 30 mins	34	100.0	0	0.0		
	02742	45	1 in 30 mins	45	100.0	0	0.0		
	02744	9,674	1 in 30 mins	9,674	100.0	0	0.0		
	02745	10,904	1 in 30 mins	10,904	100.0	0	0.0		
	02746	13,971	1 in 30 mins	13,971	100.0	0	0.0		
New Braintree, MA	01531	214	1 in 30 mins	214	100.0	0	0.0		
New Salem, MA	01355	231	1 in 30 mins	231	100.0	0	0.0		
New Town, MA	02456	█	1 in 30 mins	█	100.0	0	0.0		
Newbury, MA	01951	493	1 in 30 mins	493	100.0	0	0.0		
Newburyport, MA	01950	2,729	1 in 30 mins	2,729	100.0	0	0.0		
Newton Center, MA	02459	1,837	1 in 30 mins	1,837	100.0	0	0.0		
Newton Highlands, MA	02461	981	1 in 30 mins	981	100.0	0	0.0		
Newton Lower Falls, MA	02462	283	1 in 30 mins	283	100.0	0	0.0		
Newton Upper Falls, MA	02464	584	1 in 30 mins	584	100.0	0	0.0		
Newton, MA	02458	2,223	1 in 30 mins	2,223	100.0	0	0.0		
Newtonville, MA	02460	1,470	1 in 30 mins	1,470	100.0	0	0.0		
Nonantum, MA	02495	█	1 in 30 mins	█	100.0	0	0.0		
Norfolk, MA	02056	981	1 in 30 mins	981	100.0	0	0.0		
North Adams, MA	01247	6,832	1 in 30 mins	6,818	99.8	14	0.2		
North Amherst, MA	01059	11	1 in 30 mins	11	100.0	0	0.0		
North Andover, MA	01845	5,615	1 in 30 mins	5,615	100.0	0	0.0		
North Attleboro, MA	02760	6,029	1 in 30 mins	6,029	100.0	0	0.0		
	02761	19	1 in 30 mins	19	100.0	0	0.0		
North Billerica, MA	01862	2,582	1 in 30 mins	2,582	100.0	0	0.0		
North Brookfield, MA	01535	1,425	1 in 30 mins	1,425	100.0	0	0.0		
North Carver, MA	02355	38	1 in 30 mins	38	100.0	0	0.0		
North Chatham, MA	02650	159	1 in 30 mins	159	100.0	0	0.0		
North Chelmsford, MA	01863	1,996	1 in 30 mins	1,996	100.0	0	0.0		
North Dartmouth, MA	02747	4,354	1 in 30 mins	4,354	100.0	0	0.0		
North Dighton, MA	02764	750	1 in 30 mins	750	100.0	0	0.0		
North Eastham, MA	02651	129	1 in 30 mins	129	100.0	0	0.0		
North Easton, MA	02356	1,956	1 in 30 mins	1,956	100.0	0	0.0		
	02357	11	1 in 30 mins	11	100.0	0	0.0		
North Egremont, MA	01252	11	1 in 30 mins	11	100.0	0	0.0		
North Falmouth, MA	02556	565	1 in 30 mins	565	100.0	0	0.0		
North Grafton, MA	01536	1,307	1 in 30 mins	1,307	100.0	0	0.0		
North Hatfield, MA	01066	49	1 in 30 mins	49	100.0	0	0.0		

# Access Detail By Zip Code

March 29, 2023

Access Analysis

Ortho Access

Member / Provider Groups

All MH

Ortho

All Members									
City	Zip Code	Member #	Provider Standard	With Access		Without Access			
				#	%	#	%		
North Marshfield, MA	02059	22	1 in 30 mins	22	100.0	0	0.0		
North Oxford, MA	01537	578	1 in 30 mins	578	100.0	0	0.0		
North Pembroke, MA	02358	17	1 in 30 mins	17	100.0	0	0.0		
North Reading, MA	01864	1,932	1 in 30 mins	1,932	100.0	0	0.0		
North Scituate, MA	02060	█	1 in 30 mins	█	100.0	0	0.0		
North Truro, MA	02652	358	1 in 30 mins	358	100.0	0	0.0		
North Uxbridge, MA	01538	61	1 in 30 mins	61	100.0	0	0.0		
North Wallingham, MA	02455	█	1 in 30 mins	█	100.0	0	0.0		
North Weymouth, MA	02191	1,984	1 in 30 mins	1,984	100.0	0	0.0		
Northampton, MA	01060	4,030	1 in 30 mins	4,030	100.0	0	0.0		
	01061	24	1 in 30 mins	24	100.0	0	0.0		
	01063	16	1 in 30 mins	16	100.0	0	0.0		
Northborough, MA	01532	2,684	1 in 30 mins	2,684	100.0	0	0.0		
Northbridge, MA	01534	1,474	1 in 30 mins	1,474	100.0	0	0.0		
Northfield, MA	01360	706	1 in 30 mins	706	100.0	0	0.0		
Norton, MA	02766	4,033	1 in 30 mins	4,033	100.0	0	0.0		
Norwell, MA	02061	1,132	1 in 30 mins	1,132	100.0	0	0.0		
Norwood, MA	02062	9,175	1 in 30 mins	9,175	100.0	0	0.0		
Nutting Lake, MA	01865	17	1 in 30 mins	17	100.0	0	0.0		
Oak Bluffs, MA	02557	2,049	1 in 30 mins	2,049	100.0	0	0.0		
Oakham, MA	01068	434	1 in 30 mins	434	100.0	0	0.0		
Ocean Bluff, MA	02065	13	1 in 30 mins	13	100.0	0	0.0		
Onset, MA	02558	813	1 in 30 mins	813	100.0	0	0.0		
Orange, MA	01364	3,429	1 in 30 mins	3,429	100.0	0	0.0		
Orleans, MA	02653	1,187	1 in 30 mins	1,187	100.0	0	0.0		
Osterville, MA	02655	689	1 in 30 mins	689	100.0	0	0.0		
Otis, MA	01253	223	1 in 30 mins	223	100.0	0	0.0		
Oxford, MA	01540	3,069	1 in 30 mins	3,069	100.0	0	0.0		
Palmer, MA	01069	2,654	1 in 30 mins	2,654	100.0	0	0.0		
Paxton, MA	01612	748	1 in 30 mins	748	100.0	0	0.0		
Peabody, MA	01960	17,994	1 in 30 mins	17,994	100.0	0	0.0		
	01961	22	1 in 30 mins	22	100.0	0	0.0		
Pembroke, MA	02359	3,075	1 in 30 mins	3,075	100.0	0	0.0		
Pepperell, MA	01463	2,372	1 in 30 mins	2,372	100.0	0	0.0		
Petersham, MA	01366	291	1 in 30 mins	291	100.0	0	0.0		
Pinehurst, MA	01866	█	1 in 30 mins	█	100.0	0	0.0		
Pittsfield, MA	01201	20,911	1 in 30 mins	20,911	100.0	0	0.0		
	01202	90	1 in 30 mins	90	100.0	0	0.0		
Plainfield, MA	01070	189	1 in 30 mins	189	100.0	0	0.0		
Plainville, MA	02762	2,088	1 in 30 mins	2,088	100.0	0	0.0		

# Access Detail By Zip Code

March 29, 2023

Access Analysis

Ortho Access

Member / Provider Groups

All MH

Ortho

All Members									
City	Zip Code	Member #	Provider Standard	With Access		Without Access			
				#	%	#	%		
Plymouth, MA	02360	14,318	1 in 30 mins	14,318	100.0	0	0.0		
	02361	24	1 in 30 mins	24	100.0	0	0.0		
	02362	98	1 in 30 mins	98	100.0	0	0.0		
Plympton, MA	02367	537	1 in 30 mins	537	100.0	0	0.0		
Pocasset, MA	02559	669	1 in 30 mins	669	100.0	0	0.0		
Prides Crossing, MA	01965	16	1 in 30 mins	16	100.0	0	0.0		
Princeton, MA	01541	410	1 in 30 mins	410	100.0	0	0.0		
Provincetown, MA	02657	1,473	1 in 30 mins						
Quincy, MA	02169	21,525	1 in 30 mins	21,525	100.0	0	0.0		
	02170	7,761	1 in 30 mins	7,761	100.0	0	0.0		
	02171	6,049	1 in 30 mins	6,049	100.0	0	0.0		
	02269	51	1 in 30 mins	51	100.0	0	0.0		
Randolph, MA	02368	15,808	1 in 30 mins	15,808	100.0	0	0.0		
Raynham Center, MA	02768	19	1 in 30 mins	19	100.0	0	0.0		
Raynham, MA	02767	3,496	1 in 30 mins	3,496	100.0	0	0.0		
Reading, MA	01867	2,733	1 in 30 mins	2,733	100.0	0	0.0		
Readville, MA	02137	23	1 in 30 mins	23	100.0	0	0.0		
Rehoboth, MA	02769	1,980	1 in 30 mins	1,980	100.0	0	0.0		
Revere, MA	02151	36,470	1 in 30 mins	36,470	100.0	0	0.0		
Richmond, MA	01254	188	1 in 30 mins	188	100.0	0	0.0		
Rochdale, MA	01542	680	1 in 30 mins	680	100.0	0	0.0		
Rochester, MA	02770	949	1 in 30 mins	949	100.0	0	0.0		
Rockland, MA	02370	6,329	1 in 30 mins	6,329	100.0	0	0.0		
Rockport, MA	01966	1,217	1 in 30 mins	1,217	100.0	0	0.0		
Roslindale, MA	02131	12,758	1 in 30 mins	12,758	100.0	0	0.0		
Rowe, MA	01367	174	1 in 30 mins	174	100.0	0	0.0		
Rowley, MA	01969	973	1 in 30 mins	973	100.0	0	0.0		
Roxbury Crossing, MA	02120	5,745	1 in 30 mins	5,745	100.0	0	0.0		
Roxbury, MA	02119	19,264	1 in 30 mins	19,264	100.0	0	0.0		
Royalston, MA	01368	374	1 in 30 mins	374	100.0	0	0.0		
Russell, MA	01071	471	1 in 30 mins	471	100.0	0	0.0		
Rutland, MA	01543	1,695	1 in 30 mins	1,695	100.0	0	0.0		
Sagamore Beach, MA	02562	545	1 in 30 mins	545	100.0	0	0.0		
Sagamore, MA	02561	238	1 in 30 mins	238	100.0	0	0.0		
Salem, MA	01970	15,818	1 in 30 mins	15,818	100.0	0	0.0		
	01971	12	1 in 30 mins	12	100.0	0	0.0		
Salisbury, MA	01952	2,858	1 in 30 mins	2,858	100.0	0	0.0		
Sandisfield, MA	01255	287	1 in 30 mins	287	100.0	0	0.0		
Sandwich, MA	02563	1,754	1 in 30 mins	1,754	100.0	0	0.0		
Saugus, MA	01906	9,797	1 in 30 mins	9,797	100.0	0	0.0		

# Access Detail By Zip Code

March 29, 2023

Access Analysis

Ortho Access

Member / Provider Groups

All MH

Ortho

All Members									
City	Zip Code	Member #	Provider	With Access		Without Access			
				#	%	#	%		
Savoy, MA	01256	166	Standard	166	100.0	0	0.0		
Scituate, MA	02066	2,221	Standard	2,221	100.0	0	0.0		
Seekonk, MA	02771	2,731	Standard	2,731	100.0	0	0.0		
Sharon, MA	02067	2,756	Standard	2,756	100.0	0	0.0		
Sheffield, MA	01257	676	Standard	515	76.2	161	23.8		
Shelburne Falls, MA	01370	1,019	Standard	1,019	100.0	0	0.0		
Sheldonville, MA	02070	12	Standard	12	100.0	0	0.0		
Sherborn, MA	01770	301	Standard	301	100.0	0	0.0		
Shirley, MA	01464	1,381	Standard	1,381	100.0	0	0.0		
Shrewsbury, MA	01545	6,886	Standard	6,886	100.0	0	0.0		
Shutesbury, MA	01072	355	Standard	355	100.0	0	0.0		
Siasconset, MA	02564	25	Standard	25	100.0	0	0.0		
Somerset, MA	02725	707	Standard	707	100.0	0	0.0		
Somerville, MA	02726	3,337	Standard	3,337	100.0	0	0.0		
	02143	5,300	Standard	5,300	100.0	0	0.0		
	02144	3,404	Standard	3,404	100.0	0	0.0		
	02145	11,134	Standard	11,134	100.0	0	0.0		
South Barre, MA	01074	283	Standard	283	100.0	0	0.0		
South Boston, MA	02127	7,853	Standard	7,853	100.0	0	0.0		
South Carver, MA	02366	33	Standard	33	100.0	0	0.0		
South Chatham, MA	02659	230	Standard	230	100.0	0	0.0		
South Dartmouth, MA	02748	2,674	Standard	2,674	100.0	0	0.0		
South Deerfield, MA	01373	772	Standard	772	100.0	0	0.0		
South Dennis, MA	02660	1,822	Standard	1,822	100.0	0	0.0		
South Easton, MA	02375	2,315	Standard	2,315	100.0	0	0.0		
South Egremont, MA	01258	135	Standard	32	23.7	103	76.3		
South Grafton, MA	01560	970	Standard	970	100.0	0	0.0		
South Hadley, MA	01075	3,492	Standard	3,492	100.0	0	0.0		
South Hamilton, MA	01982	1,025	Standard	1,025	100.0	0	0.0		
South Harwich, MA	02661	22	Standard	22	100.0	0	0.0		
South Lancaster, MA	01561	68	Standard	68	100.0	0	0.0		
South Lee, MA	01260	90	Standard	90	100.0	0	0.0		
South Orleans, MA	02662	42	Standard	42	100.0	0	0.0		
South Walpole, MA	02071	143	Standard	143	100.0	0	0.0		
South Wellfleet, MA	02663	46	Standard	46	100.0	0	0.0		
South Weymouth, MA	02190	4,323	Standard	4,323	100.0	0	0.0		
South Yarmouth, MA	02664	3,751	Standard	3,751	100.0	0	0.0		
Southampton, MA	01073	1,020	Standard	1,020	100.0	0	0.0		
Southborough, MA	01772	967	Standard	967	100.0	0	0.0		

# Access Detail By Zip Code

March 29, 2023

Access Analysis

Ortho Access

Member / Provider Groups

All MH

Ortho

All Members									
City	Zip Code	Member #	Provider Standard	With Access		Without Access			
				#	%	#	%		
Southbridge, MA	01550	10,079	1 in 30 mins	10,079	100.0	0	0.0		
Southfield, MA	01259	123	1 in 30 mins	111	90.2	12	9.8		
Southwick, MA	01077	2,117	1 in 30 mins	2,117	100.0	0	0.0		
Spencer, MA	01562	3,843	1 in 30 mins	3,843	100.0	0	0.0		
Springfield, MA	01101	645	1 in 30 mins	645	100.0	0	0.0		
	01102	11	1 in 30 mins	11	100.0	0	0.0		
	01103	1,642	1 in 30 mins	1,642	100.0	0	0.0		
	01104	17,287	1 in 30 mins	17,287	100.0	0	0.0		
	01105	11,626	1 in 30 mins	11,626	100.0	0	0.0		
	01107	9,831	1 in 30 mins	9,831	100.0	0	0.0		
	01108	21,532	1 in 30 mins	21,532	100.0	0	0.0		
	01109	21,826	1 in 30 mins	21,826	100.0	0	0.0		
	01111	15	1 in 30 mins	15	100.0	0	0.0		
	01115	█	1 in 30 mins	█	100.0	0	0.0		
	01118	6,572	1 in 30 mins	6,572	100.0	0	0.0		
	01119	6,661	1 in 30 mins	6,661	100.0	0	0.0		
	01128	766	1 in 30 mins	766	100.0	0	0.0		
	01129	3,153	1 in 30 mins	3,153	100.0	0	0.0		
	01138	100	1 in 30 mins	100	100.0	0	0.0		
	01139	46	1 in 30 mins	46	100.0	0	0.0		
	01144	█	1 in 30 mins	█	100.0	0	0.0		
	01152	█	1 in 30 mins	█	100.0	0	0.0		
	01199	151	1 in 30 mins	151	100.0	0	0.0		
Sterling, MA	01564	1,292	1 in 30 mins	1,292	100.0	0	0.0		
Still River, MA	01467	22	1 in 30 mins	22	100.0	0	0.0		
Stockbridge, MA	01262	356	1 in 30 mins	356	100.0	0	0.0		
Stoneham, MA	02180	4,714	1 in 30 mins	4,714	100.0	0	0.0		
Stoughton, MA	02072	10,762	1 in 30 mins	10,762	100.0	0	0.0		
Stow, MA	01775	693	1 in 30 mins	693	100.0	0	0.0		
Sturbridge, MA	01566	1,268	1 in 30 mins	1,268	100.0	0	0.0		
Sudbury, MA	01776	1,673	1 in 30 mins	1,673	100.0	0	0.0		
Sunderland, MA	01375	754	1 in 30 mins	754	100.0	0	0.0		
Sutton, MA	01590	1,288	1 in 30 mins	1,288	100.0	0	0.0		
Swampscott, MA	01907	2,531	1 in 30 mins	2,531	100.0	0	0.0		
Swansea, MA	02777	3,824	1 in 30 mins	3,824	100.0	0	0.0		
Taunton, MA	02780	24,207	1 in 30 mins	24,207	100.0	0	0.0		
Templeton, MA	01468	1,101	1 in 30 mins	1,101	100.0	0	0.0		
Tewksbury, MA	01876	5,744	1 in 30 mins	5,744	100.0	0	0.0		
Thorndike, MA	01079	322	1 in 30 mins	322	100.0	0	0.0		
Three Rivers, MA	01080	1,017	1 in 30 mins	1,017	100.0	0	0.0		

# Access Detail By Zip Code

March 29, 2023

Access Analysis

Ortho Access

Member / Provider Groups

All MH

Ortho

All Members									
City	Zip Code	Member #	Provider Standard	With Access		Without Access			
				#	%	#	%		
Topsfield, MA	01983	630	1 in 30 mins	630	100.0	0	0.0		
Townsend, MA	01469	1,509	1 in 30 mins	1,509	100.0	0	0.0		
Truro, MA	02666	293	1 in 30 mins	293	100.0	0	0.0		
Turners Falls, MA	01376	2,316	1 in 30 mins	2,316	100.0	0	0.0		
Tyngsboro, MA	01879	2,562	1 in 30 mins	2,562	100.0	0	0.0		
Tyringham, MA	01264	70	1 in 30 mins	70	100.0	0	0.0		
Upton, MA	01568	1,089	1 in 30 mins	1,089	100.0	0	0.0		
Uxbridge, MA	01569	3,024	1 in 30 mins	3,024	100.0	0	0.0		
Vineyard Haven, MA	02568	2,840	1 in 30 mins	2,840	100.0	0	0.0		
Waban, MA	02468	327	1 in 30 mins	327	100.0	0	0.0		
Wakefield, MA	01880	4,531	1 in 30 mins	4,531	100.0	0	0.0		
Wales, MA	01081	595	1 in 30 mins	595	100.0	0	0.0		
Walpole, MA	02081	2,998	1 in 30 mins	2,998	100.0	0	0.0		
Waltham, MA	02451	4,873	1 in 30 mins	4,873	100.0	0	0.0		
	02452	4,289	1 in 30 mins	4,289	100.0	0	0.0		
	02453	9,930	1 in 30 mins	9,930	100.0	0	0.0		
	02454	114	1 in 30 mins	114	100.0	0	0.0		
Ware, MA	01082	4,073	1 in 30 mins	4,073	100.0	0	0.0		
Wareham, MA	02571	3,874	1 in 30 mins	3,874	100.0	0	0.0		
Warren, MA	01083	1,065	1 in 30 mins	1,065	100.0	0	0.0		
Warwick, MA	01378	242	1 in 30 mins	242	100.0	0	0.0		
Watertown, MA	02471	30	1 in 30 mins	30	100.0	0	0.0		
	02472	8,312	1 in 30 mins	8,312	100.0	0	0.0		
Waverley, MA	02479	█	1 in 30 mins	█	100.0	0	0.0		
Wayland, MA	01778	1,215	1 in 30 mins	1,215	100.0	0	0.0		
Webster, MA	01570	7,892	1 in 30 mins	7,892	100.0	0	0.0		
Wellesley Hills, MA	02481	1,117	1 in 30 mins	1,117	100.0	0	0.0		
Wellesley, MA	02482	845	1 in 30 mins	845	100.0	0	0.0		
Wellfleet, MA	02667	816	1 in 30 mins	816	100.0	0	0.0		
Wendell Depot, MA	01380	25	1 in 30 mins	25	100.0	0	0.0		
Wendell, MA	01379	320	1 in 30 mins	320	100.0	0	0.0		
Wenham, MA	01984	352	1 in 30 mins	352	100.0	0	0.0		
West Barnstable, MA	02668	600	1 in 30 mins	600	100.0	0	0.0		
West Boylston, MA	01885	█	1 in 30 mins	█	100.0	0	0.0		
West Boylston, MA	01583	1,600	1 in 30 mins	1,600	100.0	0	0.0		
West Bridgewater, MA	02379	1,774	1 in 30 mins	1,774	100.0	0	0.0		
West Brookfield, MA	01585	1,169	1 in 30 mins	1,169	100.0	0	0.0		
West Chatham, MA	02669	44	1 in 30 mins	44	100.0	0	0.0		
West Chesterfield, MA	01084	31	1 in 30 mins	31	100.0	0	0.0		
West Chop, MA	02573	█	1 in 30 mins	█	100.0	0	0.0		

# Access Detail By Zip Code

March 29, 2023

Access Analysis

Ortho Access

Member / Provider Groups

All MH

Ortho

All Members									
City	Zip Code	Member #	Provider Standard	With Access		Without Access			
				#	%	#	%		
West Dennis, MA	02670	358	1 in 30 mins	358	100.0	0	0.0		
West Falmouth, MA	02574	39	1 in 30 mins	39	100.0	0	0.0		
West Groton, MA	01472	█	1 in 30 mins	█	100.0	0	0.0		
West Harwich, MA	02671	316	1 in 30 mins	316	100.0	0	0.0		
West Hatfield, MA	01088	124	1 in 30 mins	124	100.0	0	0.0		
West Hyannisport, MA	02672	47	1 in 30 mins	47	100.0	0	0.0		
West Medford, MA	02156	█	1 in 30 mins	█	100.0	0	0.0		
West Newbury, MA	01985	406	1 in 30 mins	406	100.0	0	0.0		
West Newton, MA	02465	1,548	1 in 30 mins	1,548	100.0	0	0.0		
West Roxbury, MA	02132	5,148	1 in 30 mins	5,148	100.0	0	0.0		
West Springfield, MA	01089	12,880	1 in 30 mins	12,880	100.0	0	0.0		
West Stockbridge, MA	01090	45	1 in 30 mins	45	100.0	0	0.0		
West Tisbury, MA	01266	367	1 in 30 mins	367	100.0	0	0.0		
West Townsend, MA	02575	872	1 in 30 mins	872	100.0	0	0.0		
West Wareham, MA	01474	404	1 in 30 mins	404	100.0	0	0.0		
West Warren, MA	02576	1,316	1 in 30 mins	1,316	100.0	0	0.0		
West Yarmouth, MA	01092	545	1 in 30 mins	545	100.0	0	0.0		
Westborough, MA	02673	3,867	1 in 30 mins	3,867	100.0	0	0.0		
Westfield, MA	01580	█	1 in 30 mins	█	100.0	0	0.0		
Westford, MA	01581	4,253	1 in 30 mins	4,253	100.0	0	0.0		
Westminster, MA	01582	█	1 in 30 mins	█	100.0	0	0.0		
Westport, MA	01085	13,016	1 in 30 mins	13,016	100.0	0	0.0		
Westport Point, MA	01086	55	1 in 30 mins	55	100.0	0	0.0		
Westport, MA	01886	2,842	1 in 30 mins	2,842	100.0	0	0.0		
Weston, MA	01441	█	1 in 30 mins	█	100.0	0	0.0		
Westport, MA	01473	1,518	1 in 30 mins	1,518	100.0	0	0.0		
Westport, MA	02493	733	1 in 30 mins	733	100.0	0	0.0		
Westport, MA	02791	26	1 in 30 mins	26	100.0	0	0.0		
Westport, MA	02790	3,723	1 in 30 mins	3,723	100.0	0	0.0		
Westwood, MA	02090	1,441	1 in 30 mins	1,441	100.0	0	0.0		
Weymouth, MA	02188	4,921	1 in 30 mins	4,921	100.0	0	0.0		
Whately, MA	01093	121	1 in 30 mins	121	100.0	0	0.0		
Wheelwright, MA	01094	90	1 in 30 mins	90	100.0	0	0.0		
White Horse Beach, MA	02381	17	1 in 30 mins	17	100.0	0	0.0		
Whitinsville, MA	01588	3,121	1 in 30 mins	3,121	100.0	0	0.0		
Whitman, MA	02382	4,459	1 in 30 mins	4,459	100.0	0	0.0		
Wilbraham, MA	01095	2,475	1 in 30 mins	2,475	100.0	0	0.0		
Williamsburg, MA	01096	436	1 in 30 mins	436	100.0	0	0.0		
Williamstown, MA	01267	1,154	1 in 30 mins	1,154	100.0	0	0.0		
Wilmington, MA	01887	3,327	1 in 30 mins	3,327	100.0	0	0.0		



# Access Detail By Zip Code

March 29, 2023

Access Analysis

Ortho Access

Member / Provider Groups

All MH

Ortho

All Members									
City	Zip Code	Member #	Provider Standard	With Access		Without Access			
				#	%	#	%		
Winchendon Springs, MA	01477	1	1 in 30 mins	1	100.0	0	0.0		
Winchendon, MA	01475	3,704	1 in 30 mins	3,704	100.0	0	0.0		
Winchester, MA	01890	2,238	1 in 30 mins	2,238	100.0	0	0.0		
Windsor, MA	01270	175	1 in 30 mins	175	100.0	0	0.0		
Winthrop, MA	02152	5,442	1 in 30 mins	5,442	100.0	0	0.0		
Woburn, MA	01801	11,858	1 in 30 mins	11,858	100.0	0	0.0		
	01813	1	1 in 30 mins	1	100.0	0	0.0		
	01888	16	1 in 30 mins	16	100.0	0	0.0		
Woods Hole, MA	02543	98	1 in 30 mins	98	100.0	0	0.0		
Woodville, MA	01784	1	1 in 30 mins	1	100.0	0	0.0		
Worcester, MA	01601	103	1 in 30 mins	103	100.0	0	0.0		
	01602	8,361	1 in 30 mins	8,361	100.0	0	0.0		
	01603	12,740	1 in 30 mins	12,740	100.0	0	0.0		
	01604	21,489	1 in 30 mins	21,489	100.0	0	0.0		
	01605	18,635	1 in 30 mins	18,635	100.0	0	0.0		
	01606	7,532	1 in 30 mins	7,532	100.0	0	0.0		
	01607	5,512	1 in 30 mins	5,512	100.0	0	0.0		
	01608	3,539	1 in 30 mins	3,539	100.0	0	0.0		
	01609	8,348	1 in 30 mins	8,348	100.0	0	0.0		
	01610	17,728	1 in 30 mins	17,728	100.0	0	0.0		
	01613	169	1 in 30 mins	169	100.0	0	0.0		
	01614	13	1 in 30 mins	13	100.0	0	0.0		
	01615	1	1 in 30 mins	1	100.0	0	0.0		
	01655	29	1 in 30 mins	29	100.0	0	0.0		
Woronoco, MA	01097	61	1 in 30 mins	61	100.0	0	0.0		
Worthington, MA	01098	327	1 in 30 mins	327	100.0	0	0.0		
Wrentham, MA	02093	1,995	1 in 30 mins	1,995	100.0	0	0.0		
Yarmouth Port, MA	02675	1,162	1 in 30 mins	1,162	100.0	0	0.0		
Grand Totals		2,291,923	1 in 30 mins	2,291,410	99.9	513	0.1		



# **Network Analysis**

## **OS Access**

---

March 29, 2023

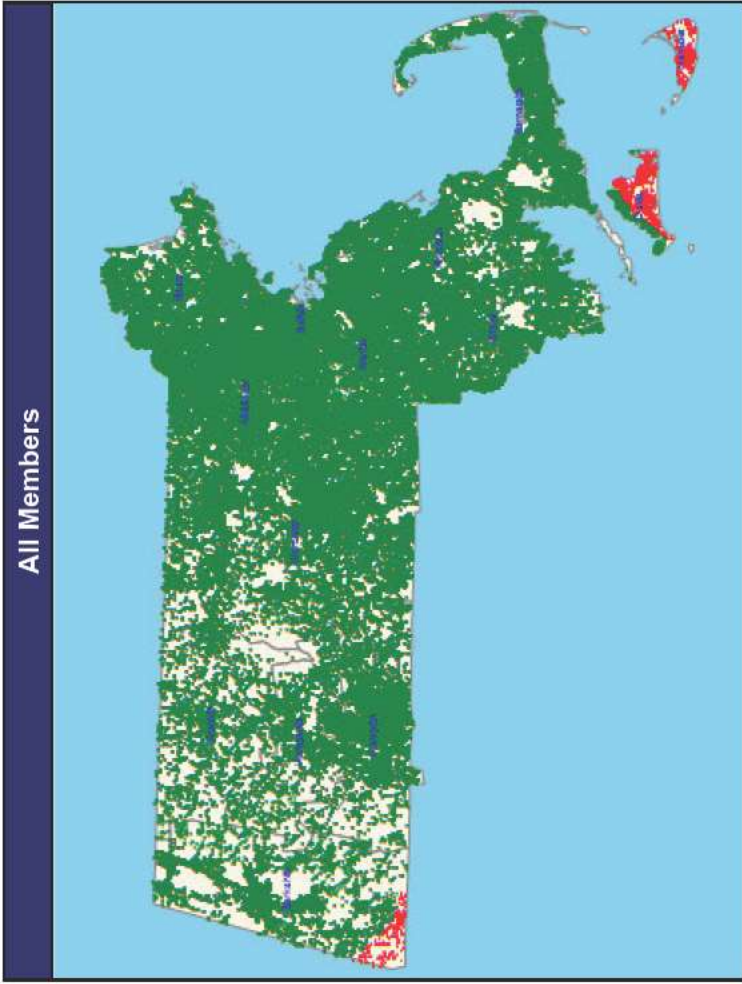
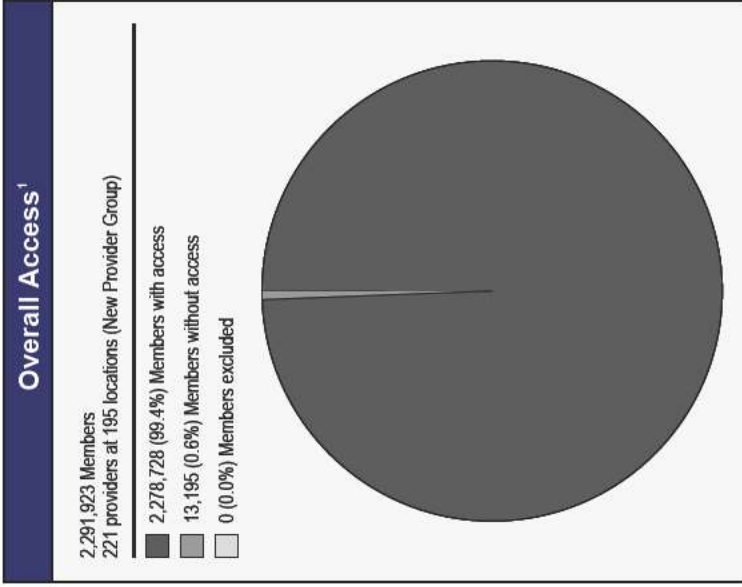
March 29, 2023

Access Analysis  
 Oral Surgeon Access  
 Member / Provider Groups  
 All MH  
 New Provider Group

Access Map  
 Member locations  
 ◆ With access  
 ● Without access

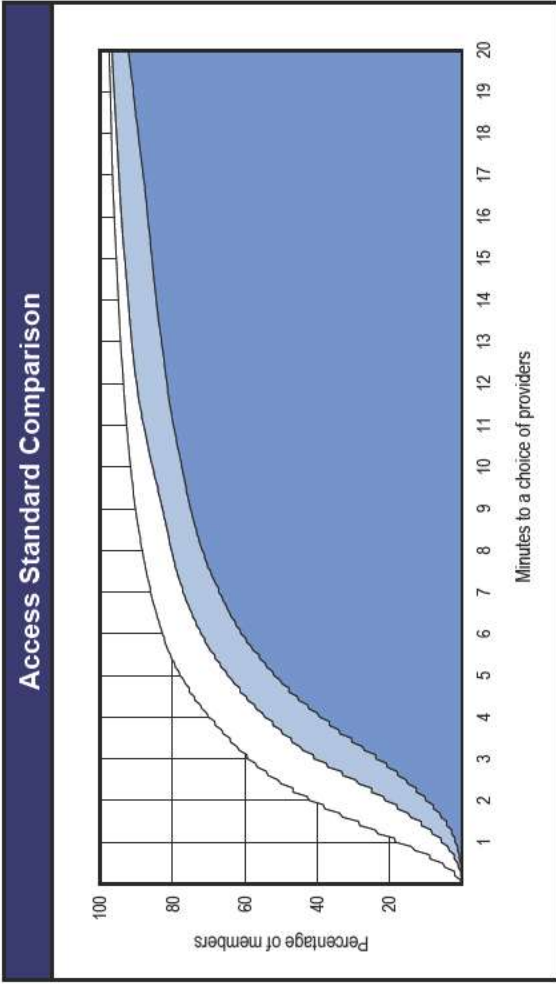
Comparison Graph  
 Percent of members with access to a choice of providers over miles  
 □ 1st closest  
 ■ 2nd closest  
 ■ 3rd closest

<sup>1</sup> The Access Standard is defined as (All MH) members accessing:  
 1 (New Provider Group) provider in 30 minutes



### Times

	Average
Time to 1st closest provider	4.1 mins
Time to 2nd closest provider	5.6 mins
Time to 3rd closest provider	7.6 mins



# Access Summary By Zip Code

March 29, 2023

Access Analysis

Oral Surgeon Access

Member Group

All MH

Provider Group

New Provider Group

Areas With Access

Top 16 Zip Codes in the market, sorted by the number of members with access

Areas Without Access

Bottom 16 Zip Codes in the market, sorted by the number of members without access

All Members	
<b>Member Group</b>	2,291,923 members 2,278,728 (99.4%) members with access 13,195 (0.6%) members without access 0 (0.0%) members excluded
<b>Provider Group</b>	221 unique providers at 195 unique locations (221 total access points)

Key Geographic Areas							
City	Zip Code	Member #	Provider Standard	With Access		Without Access	
				#	%	#	%
Brockton, MA	02301	50,706	1 in 30 mins	50,706	100.0	0	0.0
Lawrence, MA	01841	46,593	1 in 30 mins	46,593	100.0	0	0.0
Lynn, MA	01902	37,026	1 in 30 mins	37,026	100.0	0	0.0
Revere, MA	02151	36,470	1 in 30 mins	36,470	100.0	0	0.0
Everett, MA	02149	34,769	1 in 30 mins	34,769	100.0	0	0.0
Malden, MA	02148	32,367	1 in 30 mins	32,367	100.0	0	0.0
Dorchester Center, MA	02124	32,301	1 in 30 mins	32,301	100.0	0	0.0
Chelsea, MA	02150	30,062	1 in 30 mins	30,062	100.0	0	0.0
New Bedford, MA	02740	28,009	1 in 30 mins	28,009	100.0	0	0.0
East Boston, MA	02128	27,379	1 in 30 mins	27,379	100.0	0	0.0
Frammingham, MA	01702	27,013	1 in 30 mins	27,013	100.0	0	0.0
Taunton, MA	02780	24,207	1 in 30 mins	24,207	100.0	0	0.0
Holyoke, MA	01040	23,447	1 in 30 mins	23,447	100.0	0	0.0
Dorchester, MA	02121	22,855	1 in 30 mins	22,855	100.0	0	0.0
Lowell, MA	01852	22,421	1 in 30 mins	22,421	100.0	0	0.0
Methuen, MA	01844	22,126	1 in 30 mins	22,126	100.0	0	0.0

Without Access							
Nantucket, MA	02554	4,569	1 in 30 mins	0	0.0	4,569	100.0
Edgartown, MA	02539	2,250	1 in 30 mins	11	0.5	2,239	99.5
Vineyard Haven, MA	02568	2,840	1 in 30 mins	651	22.9	2,189	77.1
Oak Bluffs, MA	02557	2,049	1 in 30 mins	0	0.0	2,049	100.0
West Tisbury, MA	02575	872	1 in 30 mins	0	0.0	872	100.0
Sheffield, MA	01257	676	1 in 30 mins	299	44.2	377	55.8
Ashley Falls, MA	01222	331	1 in 30 mins	0	0.0	331	100.0
Chilmark, MA	02535	395	1 in 30 mins	183	46.3	212	53.7
South Egremont, MA	01258	135	1 in 30 mins	14	10.4	121	89.6
Great Barrington, MA	01230	2,442	1 in 30 mins	2,357	96.5	85	3.5
Southfield, MA	01259	123	1 in 30 mins	58	47.2	65	52.8
Nantucket, MA	02584	58	1 in 30 mins	0	0.0	58	100.0
Siasconset, MA	02564	25	1 in 30 mins	0	0.0	25	100.0
Provincetown, MA	02657	1,473	1 in 30 mins	0	0.0	1,473	100.0

# Access Detail By Zip Code

March 29, 2023

Access Analysis  
 Oral Surgeon Access  
 Member / Provider Groups  
 All MH  
 New Provider Group

All Members									
City	Zip Code	Member #	Provider Standard	With Access		Without Access		#	%
				#	%	#	%		
Abington, MA	02351	4,837	1 in 30 mins	4,837	100.0	0	0.0	4,837	100.0
Accord, MA	02018	1	1 in 30 mins	1	100.0	0	0.0	1	100.0
Acton, MA	01718	87	1 in 30 mins	87	100.0	0	0.0	87	100.0
Acushnet, MA	01720	3,322	1 in 30 mins	3,322	100.0	0	0.0	3,322	100.0
Adams, MA	02743	2,533	1 in 30 mins	2,533	100.0	0	0.0	2,533	100.0
Agawam, MA	01220	3,337	1 in 30 mins	3,337	100.0	0	0.0	3,337	100.0
Agawam, MA	01001	5,632	1 in 30 mins	5,632	100.0	0	0.0	5,632	100.0
Alliston, MA	02134	6,158	1 in 30 mins	6,158	100.0	0	0.0	6,158	100.0
Amesbury, MA	01913	4,218	1 in 30 mins	4,218	100.0	0	0.0	4,218	100.0
Amherst, MA	01002	5,031	1 in 30 mins	5,031	100.0	0	0.0	5,031	100.0
Amherst, MA	01003	65	1 in 30 mins	65	100.0	0	0.0	65	100.0
Andover, MA	01004	40	1 in 30 mins	40	100.0	0	0.0	40	100.0
Andover, MA	01810	4,652	1 in 30 mins	4,652	100.0	0	0.0	4,652	100.0
Arlington Heights, MA	01812	1	1 in 30 mins	1	100.0	0	0.0	1	100.0
Arlington, MA	01899	1	1 in 30 mins	1	100.0	0	0.0	1	100.0
Arlington, MA	02475	1	1 in 30 mins	1	100.0	0	0.0	1	100.0
Arlington, MA	02474	3,810	1 in 30 mins	3,810	100.0	0	0.0	3,810	100.0
Arlington, MA	02476	2,012	1 in 30 mins	2,012	100.0	0	0.0	2,012	100.0
Ashburnham, MA	01430	1,413	1 in 30 mins	1,413	100.0	0	0.0	1,413	100.0
Ashby, MA	01431	788	1 in 30 mins	788	100.0	0	0.0	788	100.0
Ashfield, MA	01330	427	1 in 30 mins	427	100.0	0	0.0	427	100.0
Ashland, MA	01721	4,379	1 in 30 mins	4,379	100.0	0	0.0	4,379	100.0
Ashley Falls, MA	01222	331	1 in 30 mins	331	100.0	0	0.0	331	100.0
Assonet, MA	02702	911	1 in 30 mins	911	100.0	0	0.0	911	100.0
Attol, MA	01331	5,809	1 in 30 mins	5,809	100.0	0	0.0	5,809	100.0
Attleboro Falls, MA	02763	360	1 in 30 mins	360	100.0	0	0.0	360	100.0
Attleboro, MA	02703	14,801	1 in 30 mins	14,801	100.0	0	0.0	14,801	100.0
Auburn, MA	01501	3,859	1 in 30 mins	3,859	100.0	0	0.0	3,859	100.0
Auburndale, MA	02466	946	1 in 30 mins	946	100.0	0	0.0	946	100.0
Avon, MA	02322	1,659	1 in 30 mins	1,659	100.0	0	0.0	1,659	100.0
Ayer, MA	01432	2,167	1 in 30 mins	2,167	100.0	0	0.0	2,167	100.0
Babson Park, MA	02457	1	1 in 30 mins	1	100.0	0	0.0	1	100.0
Baldwinville, MA	01436	1,050	1 in 30 mins	1,050	100.0	0	0.0	1,050	100.0
Barnstable, MA	02630	325	1 in 30 mins	325	100.0	0	0.0	325	100.0
Barre, MA	01005	1,299	1 in 30 mins	1,299	100.0	0	0.0	1,299	100.0
Becket, MA	01223	684	1 in 30 mins	684	100.0	0	0.0	684	100.0
Bedford, MA	01730	1,898	1 in 30 mins	1,898	100.0	0	0.0	1,898	100.0
Belchertown, MA	01007	3,127	1 in 30 mins	3,127	100.0	0	0.0	3,127	100.0
Bellingham, MA	02019	3,940	1 in 30 mins	3,940	100.0	0	0.0	3,940	100.0
Belmont, MA	02478	3,695	1 in 30 mins	3,695	100.0	0	0.0	3,695	100.0

# Access Detail By Zip Code

March 29, 2023

Access Analysis  
 Oral Surgeon Access  
 Member / Provider Groups  
 All MH  
 New Provider Group

All Members									
City	Zip Code	Member #	Provider Standard	With Access		Without Access		#	%
				#	%	#	%		
Berkley, MA	02779	1,272	1 in 30 mins	1,272	100.0	0	0.0	0	0.0
Berkshire, MA	01224	47	1 in 30 mins	47	100.0	0	0.0	0	0.0
Berlin, MA	01503	644	1 in 30 mins	644	100.0	0	0.0	0	0.0
Barnardston, MA	01337	614	1 in 30 mins	614	100.0	0	0.0	0	0.0
Beverly, MA	01915	9,724	1 in 30 mins	9,724	100.0	0	0.0	0	0.0
Billerica, MA	01821	6,365	1 in 30 mins	6,365	100.0	0	0.0	0	0.0
	01822		1 in 30 mins		100.0	0	0.0	0	0.0
Blackstone, MA	01504	2,219	1 in 30 mins	2,219	100.0	0	0.0	0	0.0
Blandford, MA	01008	281	1 in 30 mins	281	100.0	0	0.0	0	0.0
Bolton, MA	01740	484	1 in 30 mins	484	100.0	0	0.0	0	0.0
Bondsville, MA	01009	391	1 in 30 mins	391	100.0	0	0.0	0	0.0
Boston Harbor Islands, MA	00157		1 in 30 mins		100.0	0	0.0	0	0.0
Boston, MA	02108	529	1 in 30 mins	529	100.0	0	0.0	0	0.0
	02109	415	1 in 30 mins	415	100.0	0	0.0	0	0.0
	02110	222	1 in 30 mins	222	100.0	0	0.0	0	0.0
	02111	2,782	1 in 30 mins	2,782	100.0	0	0.0	0	0.0
	02112	54	1 in 30 mins	54	100.0	0	0.0	0	0.0
	02113	585	1 in 30 mins	585	100.0	0	0.0	0	0.0
	02114	1,767	1 in 30 mins	1,767	100.0	0	0.0	0	0.0
	02115	4,853	1 in 30 mins	4,853	100.0	0	0.0	0	0.0
	02116	3,262	1 in 30 mins	3,262	100.0	0	0.0	0	0.0
	02117	20	1 in 30 mins	20	100.0	0	0.0	0	0.0
	02118	11,608	1 in 30 mins	11,608	100.0	0	0.0	0	0.0
	02123	43	1 in 30 mins	43	100.0	0	0.0	0	0.0
	02133		1 in 30 mins		100.0	0	0.0	0	0.0
	02163	121	1 in 30 mins	121	100.0	0	0.0	0	0.0
	02196	11	1 in 30 mins	11	100.0	0	0.0	0	0.0
	02199	114	1 in 30 mins	114	100.0	0	0.0	0	0.0
	02201		1 in 30 mins		100.0	0	0.0	0	0.0
	02203		1 in 30 mins		100.0	0	0.0	0	0.0
	02205	81	1 in 30 mins	81	100.0	0	0.0	0	0.0
	02210	476	1 in 30 mins	476	100.0	0	0.0	0	0.0
	02212		1 in 30 mins		100.0	0	0.0	0	0.0
	02215	2,537	1 in 30 mins	2,537	100.0	0	0.0	0	0.0
	02222	15	1 in 30 mins	15	100.0	0	0.0	0	0.0
Boxborough, MA	01719	753	1 in 30 mins	753	100.0	0	0.0	0	0.0
Boxford, MA	01921	735	1 in 30 mins	735	100.0	0	0.0	0	0.0
Boylston, MA	01505	682	1 in 30 mins	682	100.0	0	0.0	0	0.0
Braintree, MA	02184	9,808	1 in 30 mins	9,808	100.0	0	0.0	0	0.0
	02185	22	1 in 30 mins	22	100.0	0	0.0	0	0.0

# Access Detail By Zip Code

March 29, 2023

Access Analysis  
 Oral Surgeon Access  
 Member / Provider Groups  
 All MH  
 New Provider Group

All Members									
City	Zip Code	Member #	Provider Standard	With Access		Without Access			
				#	%	#	%		
Brant Rock, MA	02020	61	1 in 30 mins	61	100.0	0	0.0		
Brewster, MA	02631	2,182	1 in 30 mins	2,182	100.0	0	0.0		
Bridgewater, MA	02324	5,476	1 in 30 mins	5,476	100.0	0	0.0		
Brighton, MA	02325	15	1 in 30 mins	15	100.0	0	0.0		
Brimfield, MA	02135	11,865	1 in 30 mins	11,865	100.0	0	0.0		
Brockton, MA	01010	851	1 in 30 mins	851	100.0	0	0.0		
	02301	50,706	1 in 30 mins	50,706	100.0	0	0.0		
	02302	21,386	1 in 30 mins	21,386	100.0	0	0.0		
	02303	140	1 in 30 mins	140	100.0	0	0.0		
	02304	24	1 in 30 mins	24	100.0	0	0.0		
	02305	33	1 in 30 mins	33	100.0	0	0.0		
Brookfield, MA	01506	910	1 in 30 mins	910	100.0	0	0.0		
Brookline Village, MA	02447	█	1 in 30 mins	█	100.0	0	0.0		
Brookline, MA	02445	2,623	1 in 30 mins	2,623	100.0	0	0.0		
	02446	3,592	1 in 30 mins	3,592	100.0	0	0.0		
Bryantville, MA	02327	18	1 in 30 mins	18	100.0	0	0.0		
Buckland, MA	01338	92	1 in 30 mins	92	100.0	0	0.0		
Burlington, MA	01803	4,719	1 in 30 mins	4,719	100.0	0	0.0		
	01805	11	1 in 30 mins	11	100.0	0	0.0		
Buzzards Bay, MA	02532	3,265	1 in 30 mins	3,265	100.0	0	0.0		
	02542	23	1 in 30 mins	23	100.0	0	0.0		
Byfield, MA	01922	371	1 in 30 mins	371	100.0	0	0.0		
Cambridge, MA	02138	3,918	1 in 30 mins	3,918	100.0	0	0.0		
	02139	7,364	1 in 30 mins	7,364	100.0	0	0.0		
	02140	4,949	1 in 30 mins	4,949	100.0	0	0.0		
	02141	2,516	1 in 30 mins	2,516	100.0	0	0.0		
	02142	373	1 in 30 mins	373	100.0	0	0.0		
	02238	20	1 in 30 mins	20	100.0	0	0.0		
Canton, MA	02021	4,650	1 in 30 mins	4,650	100.0	0	0.0		
Carlisle, MA	01741	335	1 in 30 mins	335	100.0	0	0.0		
Carver, MA	02330	2,624	1 in 30 mins	2,624	100.0	0	0.0		
Cataumet, MA	02534	213	1 in 30 mins	213	100.0	0	0.0		
Centerville, MA	02632	3,165	1 in 30 mins	3,165	100.0	0	0.0		
	02634	█	1 in 30 mins	█	100.0	0	0.0		
	02636	█	1 in 30 mins	█	100.0	0	0.0		
Charlemont, MA	01339	456	1 in 30 mins	456	100.0	0	0.0		
Charlestown, MA	02129	4,768	1 in 30 mins	4,768	100.0	0	0.0		
Charlton City, MA	01508	60	1 in 30 mins	60	100.0	0	0.0		
Charlton Depot, MA	01509	█	1 in 30 mins	█	100.0	0	0.0		
Charlton, MA	01507	2,683	1 in 30 mins	2,683	100.0	0	0.0		

# Access Detail By Zip Code

March 29, 2023

Access Analysis  
 Oral Surgeon Access  
 Member / Provider Groups  
 All MH  
 New Provider Group

All Members									
City	Zip Code	Member #	Provider Standard	With Access		Without Access			
				#	%	#	%		
Chartley, MA	02712	1	1 in 30 mins	1	100.0	0	0.0		
Chatham, MA	02633	811	1 in 30 mins	811	100.0	0	0.0		
Chelmsford, MA	01824	4,326	1 in 30 mins	4,326	100.0	0	0.0		
Chelsea, MA	02150	30,062	1 in 30 mins	30,062	100.0	0	0.0		
Cherry Valley, MA	01611	942	1 in 30 mins	942	100.0	0	0.0		
Cheshire, MA	01225	846	1 in 30 mins	846	100.0	0	0.0		
Chester, MA	01011	380	1 in 30 mins	380	100.0	0	0.0		
Chesterfield, MA	01012	157	1 in 30 mins	157	100.0	0	0.0		
Chestnut Hill, MA	02467	2,257	1 in 30 mins	2,257	100.0	0	0.0		
Chicopee, MA	01013	12,855	1 in 30 mins	12,855	100.0	0	0.0		
	01014	38	1 in 30 mins	38	100.0	0	0.0		
	01020	11,536	1 in 30 mins	11,536	100.0	0	0.0		
	01021	68	1 in 30 mins	68	100.0	0	0.0		
	01022	642	1 in 30 mins	642	100.0	0	0.0		
Chilmark, MA	02535	395	1 in 30 mins	183	46.3	212	53.7		
Clinton, MA	01510	5,632	1 in 30 mins	5,632	100.0	0	0.0		
Cohasset, MA	02025	717	1 in 30 mins	717	100.0	0	0.0		
Colrain, MA	01340	553	1 in 30 mins	553	100.0	0	0.0		
Concord, MA	01742	1,545	1 in 30 mins	1,545	100.0	0	0.0		
Conway, MA	01341	322	1 in 30 mins	322	100.0	0	0.0		
Cotuit, MA	02635	722	1 in 30 mins	722	100.0	0	0.0		
Cummaquid, MA	02637	45	1 in 30 mins	45	100.0	0	0.0		
Cummington, MA	01026	277	1 in 30 mins	277	100.0	0	0.0		
Cuttyhunk, MA	02713	1	1 in 30 mins	1	100.0	0	0.0		
Dalton, MA	01226	1,765	1 in 30 mins	1,765	100.0	0	0.0		
	01227	1	1 in 30 mins	1	100.0	0	0.0		
Danvers, MA	01923	6,013	1 in 30 mins	6,013	100.0	0	0.0		
Dartmouth, MA	02714	1	1 in 30 mins	1	100.0	0	0.0		
Dedham, MA	02026	5,365	1 in 30 mins	5,365	100.0	0	0.0		
	02027	26	1 in 30 mins	26	100.0	0	0.0		
Deerfield, MA	01342	247	1 in 30 mins	247	100.0	0	0.0		
Dennis Port, MA	02639	1,342	1 in 30 mins	1,342	100.0	0	0.0		
Dennis, MA	02638	550	1 in 30 mins	550	100.0	0	0.0		
Devens, MA	01434	363	1 in 30 mins	363	100.0	0	0.0		
Dighton, MA	02715	905	1 in 30 mins	905	100.0	0	0.0		
Dorchester Center, MA	02124	32,301	1 in 30 mins	32,301	100.0	0	0.0		
Dorchester, MA	02121	22,855	1 in 30 mins	22,855	100.0	0	0.0		
	02122	14,178	1 in 30 mins	14,178	100.0	0	0.0		
	02125	18,611	1 in 30 mins	18,611	100.0	0	0.0		
Douglas, MA	01516	1,632	1 in 30 mins	1,632	100.0	0	0.0		



# Access Detail By Zip Code

March 29, 2023

Access Analysis  
 Oral Surgeon Access  
 Member / Provider Groups  
 All MH  
 New Provider Group

All Members									
City	Zip Code	Member #	Provider Standard	With Access		Without Access			
				#	%	#	%		
Dover, MA	02030	361	1 in 30 mins	361	100.0	0	0.0		
Dracut, MA	01826	9,289	1 in 30 mins	9,289	100.0	0	0.0		
Drury, MA	01343	29	1 in 30 mins	29	100.0	0	0.0		
Dudley, MA	01571	3,180	1 in 30 mins	3,180	100.0	0	0.0		
Dunstable, MA	01827	371	1 in 30 mins	371	100.0	0	0.0		
Duxbury, MA	02331	33	1 in 30 mins	33	100.0	0	0.0		
	02332	1,563	1 in 30 mins	1,563	100.0	0	0.0		
East Boston, MA	02128	27,379	1 in 30 mins	27,379	100.0	0	0.0		
	02228	█	1 in 30 mins	█	100.0	0	0.0		
	02333	3,137	1 in 30 mins	3,137	100.0	0	0.0		
East Bridgewater, MA	01515	530	1 in 30 mins	530	100.0	0	0.0		
East Brookfield, MA	02641	83	1 in 30 mins	83	100.0	0	0.0		
East Dennis, MA	02536	5,832	1 in 30 mins	5,832	100.0	0	0.0		
East Falmouth, MA	02717	1,042	1 in 30 mins	1,042	100.0	0	0.0		
East Freetown, MA	01028	3,290	1 in 30 mins	3,290	100.0	0	0.0		
East Longmeadow, MA	02031	█	1 in 30 mins	█	100.0	0	0.0		
East Mansfield, MA	02643	36	1 in 30 mins	36	100.0	0	0.0		
East Orleans, MA	01029	143	1 in 30 mins	143	100.0	0	0.0		
East Otis, MA	02537	966	1 in 30 mins	966	100.0	0	0.0		
East Sandwich, MA	02718	2,046	1 in 30 mins	2,046	100.0	0	0.0		
East Taunton, MA	01438	86	1 in 30 mins	86	100.0	0	0.0		
East Templeton, MA	02032	772	1 in 30 mins	772	100.0	0	0.0		
East Walpole, MA	02538	2,119	1 in 30 mins	2,119	100.0	0	0.0		
East Wareham, MA	02189	5,484	1 in 30 mins	5,484	100.0	0	0.0		
East Weymouth, MA	02642	1,210	1 in 30 mins	1,210	100.0	0	0.0		
Eastham, MA	01027	4,295	1 in 30 mins	4,295	100.0	0	0.0		
Easthampton, MA	02334	28	1 in 30 mins	28	100.0	0	0.0		
Easton, MA	02539	2,250	1 in 30 mins	11	0.5	2,239	99.5		
Edgartown, MA	02337	█	1 in 30 mins	█	100.0	0	0.0		
Elmwood, MA	01344	487	1 in 30 mins	487	100.0	0	0.0		
Erving, MA	01929	614	1 in 30 mins	614	100.0	0	0.0		
Essex, MA	02149	34,769	1 in 30 mins	34,769	100.0	0	0.0		
Everett, MA	02719	4,534	1 in 30 mins	4,534	100.0	0	0.0		
Fairhaven, MA	02720	16,729	1 in 30 mins	16,729	100.0	0	0.0		
Fall River, MA	02721	19,065	1 in 30 mins	19,065	100.0	0	0.0		
	02722	96	1 in 30 mins	96	100.0	0	0.0		
	02723	11,504	1 in 30 mins	11,504	100.0	0	0.0		
	02724	11,729	1 in 30 mins	11,729	100.0	0	0.0		
Falmouth, MA	02540	1,779	1 in 30 mins	1,779	100.0	0	0.0		
	02541	13	1 in 30 mins	13	100.0	0	0.0		

# Access Detail By Zip Code

March 29, 2023

Access Analysis  
 Oral Surgeon Access  
 Member / Provider Groups  
 All MH  
 New Provider Group

All Members									
City	Zip Code	Member #	Provider Standard	With Access		Without Access			
				#	%	#	%		
Fayetteville, MA	01745	57	1 in 30 mins	57	100.0	0	0.0		
Feeding Hills, MA	01030	3,068	1 in 30 mins	3,068	100.0	0	0.0		
Fiskdale, MA	01518	765	1 in 30 mins	765	100.0	0	0.0		
Fitchburg, MA	01420	21,891	1 in 30 mins	21,891	100.0	0	0.0		
Florence, MA	01062	2,530	1 in 30 mins	2,530	100.0	0	0.0		
Forestdale, MA	02644	908	1 in 30 mins	908	100.0	0	0.0		
Foxboro, MA	02035	3,540	1 in 30 mins	3,540	100.0	0	0.0		
Framingham, MA	01701	7,909	1 in 30 mins	7,909	100.0	0	0.0		
	01702	27,013	1 in 30 mins	27,013	100.0	0	0.0		
	01703	█	1 in 30 mins	█	100.0	0	0.0		
	01704	24	1 in 30 mins	24	100.0	0	0.0		
	01705	█	1 in 30 mins	█	100.0	0	0.0		
Franklin, MA	02038	4,794	1 in 30 mins	4,794	100.0	0	0.0		
Gardner, MA	01440	8,788	1 in 30 mins	8,788	100.0	0	0.0		
Georgetown, MA	01833	1,134	1 in 30 mins	1,134	100.0	0	0.0		
Gilbertville, MA	01031	572	1 in 30 mins	572	100.0	0	0.0		
Gill, MA	01354	322	1 in 30 mins	322	100.0	0	0.0		
Glendale, MA	01229	20	1 in 30 mins	20	100.0	0	0.0		
Gloucester, MA	01930	9,511	1 in 30 mins	9,511	100.0	0	0.0		
	01931	35	1 in 30 mins	35	100.0	0	0.0		
Goshen, MA	01032	143	1 in 30 mins	143	100.0	0	0.0		
Grafton, MA	01519	955	1 in 30 mins	955	100.0	0	0.0		
Granby, MA	01033	1,296	1 in 30 mins	1,296	100.0	0	0.0		
Granville, MA	01034	364	1 in 30 mins	364	100.0	0	0.0		
Great Barrington, MA	01230	2,442	1 in 30 mins	2,357	96.5	85	3.5		
Green Harbor, MA	02041	22	1 in 30 mins	22	100.0	0	0.0		
Greenbush, MA	02040	█	1 in 30 mins	█	100.0	0	0.0		
Greenfield, MA	01301	7,232	1 in 30 mins	7,232	100.0	0	0.0		
	01302	39	1 in 30 mins	39	100.0	0	0.0		
Groton, MA	01450	1,229	1 in 30 mins	1,229	100.0	0	0.0		
	01470	█	1 in 30 mins	█	100.0	0	0.0		
Groveland, MA	01834	990	1 in 30 mins	990	100.0	0	0.0		
Hadley, MA	01035	1,132	1 in 30 mins	1,132	100.0	0	0.0		
Halifax, MA	02338	1,552	1 in 30 mins	1,552	100.0	0	0.0		
Hamilton, MA	01936	19	1 in 30 mins	19	100.0	0	0.0		
Hampden, MA	01036	908	1 in 30 mins	908	100.0	0	0.0		
Hanover, MA	02339	1,893	1 in 30 mins	1,893	100.0	0	0.0		
	02340	█	1 in 30 mins	█	100.0	0	0.0		
Hanscom AFB, MA	01731	83	1 in 30 mins	83	100.0	0	0.0		
Hanson, MA	02341	2,064	1 in 30 mins	2,064	100.0	0	0.0		

# Access Detail By Zip Code

March 29, 2023

Access Analysis  
 Oral Surgeon Access  
 Member / Provider Groups  
 All MH  
 New Provider Group

All Members									
City	Zip Code	Member #	Provider Standard	With Access		Without Access			
				#	%	#	%		
Hardwick, MA	01037	96	1 in 30 mins	96	100.0	0	0.0		
Harvard, MA	01451	483	1 in 30 mins	483	100.0	0	0.0		
Harwich Port, MA	02646	397	1 in 30 mins	397	100.0	0	0.0		
Harwich, MA	02645	2,431	1 in 30 mins	2,431	100.0	0	0.0		
Hatfield, MA	01038	398	1 in 30 mins	398	100.0	0	0.0		
Hathorne, MA	01937	85	1 in 30 mins	85	100.0	0	0.0		
Haverhill, MA	01830	12,534	1 in 30 mins	12,534	100.0	0	0.0		
	01831	147	1 in 30 mins	147	100.0	0	0.0		
	01832	11,649	1 in 30 mins	11,649	100.0	0	0.0		
	01835	4,557	1 in 30 mins	4,557	100.0	0	0.0		
Haydenville, MA	01039	301	1 in 30 mins	301	100.0	0	0.0		
Heath, MA	01346	148	1 in 30 mins	148	100.0	0	0.0		
Hingham, MA	02043	2,149	1 in 30 mins	2,149	100.0	0	0.0		
	02044	█	1 in 30 mins	█	100.0	0	0.0		
Hinsdale, MA	01235	722	1 in 30 mins	722	100.0	0	0.0		
Holbrook, MA	02343	3,975	1 in 30 mins	3,975	100.0	0	0.0		
Holden, MA	01520	2,297	1 in 30 mins	2,297	100.0	0	0.0		
Holland, MA	01521	648	1 in 30 mins	648	100.0	0	0.0		
Holliston, MA	01746	1,985	1 in 30 mins	1,985	100.0	0	0.0		
Holyoke, MA	01040	23,447	1 in 30 mins	23,447	100.0	0	0.0		
	01041	199	1 in 30 mins	199	100.0	0	0.0		
Hopedale, MA	01747	1,189	1 in 30 mins	1,189	100.0	0	0.0		
Hopkinton, MA	01748	1,889	1 in 30 mins	1,889	100.0	0	0.0		
Housatonic, MA	01236	576	1 in 30 mins	576	100.0	0	0.0		
Hubbardston, MA	01452	798	1 in 30 mins	798	100.0	0	0.0		
Hudson, MA	01749	5,462	1 in 30 mins	5,462	100.0	0	0.0		
Hull, MA	02045	2,276	1 in 30 mins	2,276	100.0	0	0.0		
Humarock, MA	02047	54	1 in 30 mins	54	100.0	0	0.0		
Huntington, MA	01050	757	1 in 30 mins	757	100.0	0	0.0		
Hyannis Port, MA	02647	21	1 in 30 mins	21	100.0	0	0.0		
Hyannis, MA	02601	11,490	1 in 30 mins	11,490	100.0	0	0.0		
Hyde Park, MA	02136	17,891	1 in 30 mins	17,891	100.0	0	0.0		
Indian Orchard, MA	01151	6,584	1 in 30 mins	6,584	100.0	0	0.0		
Ipswich, MA	01938	2,234	1 in 30 mins	2,234	100.0	0	0.0		
Jamaica Plain, MA	02130	11,475	1 in 30 mins	11,475	100.0	0	0.0		
Jefferson, MA	01522	563	1 in 30 mins	563	100.0	0	0.0		
Kingston, MA	02364	3,123	1 in 30 mins	3,123	100.0	0	0.0		
Lake Pleasant, MA	01347	85	1 in 30 mins	85	100.0	0	0.0		
Lakeville, MA	02347	2,317	1 in 30 mins	2,317	100.0	0	0.0		
	02348	█	1 in 30 mins	█	100.0	0	0.0		

# Access Detail By Zip Code

March 29, 2023

Access Analysis  
 Oral Surgeon Access  
 Member / Provider Groups  
 All MH  
 New Provider Group

All Members									
City	Zip Code	Member #	Provider Standard	With Access		Without Access			
				#	%	#	%		
Lancaster, MA	01523	1,458	1 in 30 mins	1,458	100.0	0	0.0		
Lanesborough, MA	01237	880	1 in 30 mins	880	100.0	0	0.0		
Lawrence, MA	01840	5,731	1 in 30 mins	5,731	100.0	0	0.0		
	01841	46,593	1 in 30 mins	46,593	100.0	0	0.0		
	01842	149	1 in 30 mins	149	100.0	0	0.0		
	01843	20,391	1 in 30 mins	20,391	100.0	0	0.0		
Lee, MA	01238	1,634	1 in 30 mins	1,634	100.0	0	0.0		
Leeds, MA	01053	527	1 in 30 mins	527	100.0	0	0.0		
Leicester, MA	01524	1,714	1 in 30 mins	1,714	100.0	0	0.0		
Lenox Dale, MA	01242	147	1 in 30 mins	147	100.0	0	0.0		
Lenox, MA	01240	935	1 in 30 mins	935	100.0	0	0.0		
Leominster, MA	01453	17,638	1 in 30 mins	17,638	100.0	0	0.0		
Leverett, MA	01054	405	1 in 30 mins	405	100.0	0	0.0		
Lexington, MA	02420	1,711	1 in 30 mins	1,711	100.0	0	0.0		
	02421	2,111	1 in 30 mins	2,111	100.0	0	0.0		
Lincoln, MA	01773	523	1 in 30 mins	523	100.0	0	0.0		
Linwood, MA	01525	51	1 in 30 mins	51	100.0	0	0.0		
Littleton, MA	01460	1,413	1 in 30 mins	1,413	100.0	0	0.0		
Longmeadow, MA	01106	2,056	1 in 30 mins	2,056	100.0	0	0.0		
	01116	█	1 in 30 mins	█	100.0	0	0.0		
Lowell, MA	01850	11,829	1 in 30 mins	11,829	100.0	0	0.0		
	01851	19,387	1 in 30 mins	19,387	100.0	0	0.0		
	01852	22,421	1 in 30 mins	22,421	100.0	0	0.0		
	01853	175	1 in 30 mins	175	100.0	0	0.0		
	01854	14,826	1 in 30 mins	14,826	100.0	0	0.0		
	01056	5,121	1 in 30 mins	5,121	100.0	0	0.0		
Ludlow, MA	01462	2,484	1 in 30 mins	2,484	100.0	0	0.0		
Lunenburg, MA	01901	2,372	1 in 30 mins	2,372	100.0	0	0.0		
Lynn, MA	01902	37,026	1 in 30 mins	37,026	100.0	0	0.0		
	01903	121	1 in 30 mins	121	100.0	0	0.0		
	01904	8,881	1 in 30 mins	8,881	100.0	0	0.0		
	01905	19,504	1 in 30 mins	19,504	100.0	0	0.0		
	01910	█	1 in 30 mins	█	100.0	0	0.0		
Lynnfield, MA	01940	1,572	1 in 30 mins	1,572	100.0	0	0.0		
Malden, MA	02148	32,367	1 in 30 mins	32,367	100.0	0	0.0		
Manchester, MA	01526	69	1 in 30 mins	69	100.0	0	0.0		
Manchester, MA	01944	590	1 in 30 mins	590	100.0	0	0.0		
Manomet, MA	02345	66	1 in 30 mins	66	100.0	0	0.0		
Mansfield, MA	02048	4,291	1 in 30 mins	4,291	100.0	0	0.0		
Marblehead, MA	01945	2,431	1 in 30 mins	2,431	100.0	0	0.0		

# Access Detail By Zip Code

March 29, 2023

Access Analysis  
 Oral Surgeon Access  
 Member / Provider Groups  
 All MH  
 New Provider Group

All Members									
City	Zip Code	Member #	Provider Standard	With Access		Without Access			
				#	%	#	%		
Marion, MA	02738	985	1 in 30 mins	985	100.0	0	0.0		
Marlborough, MA	01752	18,947	1 in 30 mins	18,947	100.0	0	0.0		
Marshfield Hills, MA	02051	21	1 in 30 mins	21	100.0	0	0.0		
Marshfield, MA	02050	4,275	1 in 30 mins	4,275	100.0	0	0.0		
Marstons Mills, MA	02648	1,841	1 in 30 mins	1,841	100.0	0	0.0		
Mashpee, MA	02649	3,915	1 in 30 mins	3,915	100.0	0	0.0		
Mattapan, MA	02126	16,142	1 in 30 mins	16,142	100.0	0	0.0		
Mattapoisett, MA	02739	945	1 in 30 mins	945	100.0	0	0.0		
Maynard, MA	01754	2,206	1 in 30 mins	2,206	100.0	0	0.0		
Medfield, MA	02052	1,230	1 in 30 mins	1,230	100.0	0	0.0		
Medford, MA	02153	16	1 in 30 mins	16	100.0	0	0.0		
Medway, MA	02155	15,308	1 in 30 mins	15,308	100.0	0	0.0		
Melrose, MA	02053	2,046	1 in 30 mins	2,046	100.0	0	0.0		
Mendon, MA	02176	4,720	1 in 30 mins	4,720	100.0	0	0.0		
Merrimac, MA	01756	917	1 in 30 mins	917	100.0	0	0.0		
Methuen, MA	01860	1,245	1 in 30 mins	1,245	100.0	0	0.0		
Middleboro, MA	01844	22,126	1 in 30 mins	22,126	100.0	0	0.0		
	02344	6,739	1 in 30 mins	6,739	100.0	0	0.0		
	02346	57	1 in 30 mins	57	100.0	0	0.0		
	02349	1,402	1 in 30 mins	1,402	100.0	0	0.0		
Middlefield, MA	01243	15,049	1 in 30 mins	15,049	100.0	0	0.0		
Middleton, MA	01949	66	1 in 30 mins	66	100.0	0	0.0		
Milford, MA	01757	3,424	1 in 30 mins	3,424	100.0	0	0.0		
Mill River, MA	01244	347	1 in 30 mins	347	100.0	0	0.0		
Millbury, MA	01527	1,444	1 in 30 mins	1,444	100.0	0	0.0		
Millers Falls, MA	01349	695	1 in 30 mins	695	100.0	0	0.0		
Millis, MA	02054	11	1 in 30 mins	11	100.0	0	0.0		
Milville, MA	01529	3,974	1 in 30 mins	3,974	100.0	0	0.0		
Milton Village, MA	02187	24	1 in 30 mins	24	100.0	0	0.0		
Milton, MA	02186	28	1 in 30 mins	28	100.0	0	0.0		
Monponsett, MA	02350	1,856	1 in 30 mins	1,856	100.0	0	0.0		
Monroe Bridge, MA	01350	548	1 in 30 mins	548	100.0	0	0.0		
Monson, MA	01057	198	1 in 30 mins	198	100.0	0	0.0		
Montague, MA	01351	123	1 in 30 mins	123	100.0	0	0.0		
Monterey, MA	01245	566	1 in 30 mins	566	100.0	0	0.0		
Monument Beach, MA	02553	4,569	1 in 30 mins	4,569	100.0	4,569	100.0		
Nahant, MA	01908	58	1 in 30 mins	58	100.0	58	100.0		
Nantucket, MA	02554	5,273	1 in 30 mins	5,273	100.0	0	0.0		
Natick, MA	02584	0	1 in 30 mins	0	0.0	0	0.0		
	01760	5,273	1 in 30 mins	5,273	100.0	0	0.0		

# Access Detail By Zip Code

March 29, 2023

Access Analysis  
 Oral Surgeon Access  
 Member / Provider Groups  
 All MH  
 New Provider Group

All Members									
City	Zip Code	Member #	Provider Standard	With Access		Without Access			
				#	%	#	%		
Needham Heights, MA	02494	1,428	1 in 30 mins	1,428	100.0	0	0.0		
Needham, MA	02492	1,506	1 in 30 mins	1,506	100.0	0	0.0		
New Bedford, MA	02740	28,009	1 in 30 mins	28,009	100.0	0	0.0		
	02741	34	1 in 30 mins	34	100.0	0	0.0		
	02742	45	1 in 30 mins	45	100.0	0	0.0		
	02744	9,674	1 in 30 mins	9,674	100.0	0	0.0		
	02745	10,904	1 in 30 mins	10,904	100.0	0	0.0		
	02746	13,971	1 in 30 mins	13,971	100.0	0	0.0		
New Braintree, MA	01531	214	1 in 30 mins	214	100.0	0	0.0		
New Salem, MA	01355	231	1 in 30 mins	231	100.0	0	0.0		
New Town, MA	02456	█	1 in 30 mins	█	100.0	0	0.0		
Newbury, MA	01951	493	1 in 30 mins	493	100.0	0	0.0		
Newburyport, MA	01950	2,729	1 in 30 mins	2,729	100.0	0	0.0		
Newton Center, MA	02459	1,837	1 in 30 mins	1,837	100.0	0	0.0		
Newton Highlands, MA	02461	981	1 in 30 mins	981	100.0	0	0.0		
Newton Lower Falls, MA	02462	283	1 in 30 mins	283	100.0	0	0.0		
Newton Upper Falls, MA	02464	584	1 in 30 mins	584	100.0	0	0.0		
Newton, MA	02458	2,223	1 in 30 mins	2,223	100.0	0	0.0		
Newtonville, MA	02460	1,470	1 in 30 mins	1,470	100.0	0	0.0		
Nonantum, MA	02495	█	1 in 30 mins	█	100.0	0	0.0		
Norfolk, MA	02056	981	1 in 30 mins	981	100.0	0	0.0		
North Adams, MA	01247	6,832	1 in 30 mins	6,832	100.0	0	0.0		
North Amherst, MA	01059	11	1 in 30 mins	11	100.0	0	0.0		
North Andover, MA	01845	5,615	1 in 30 mins	5,615	100.0	0	0.0		
North Attleboro, MA	02760	6,029	1 in 30 mins	6,029	100.0	0	0.0		
	02761	19	1 in 30 mins	19	100.0	0	0.0		
North Billerica, MA	01862	2,582	1 in 30 mins	2,582	100.0	0	0.0		
North Brookfield, MA	01535	1,425	1 in 30 mins	1,425	100.0	0	0.0		
North Carver, MA	02355	38	1 in 30 mins	38	100.0	0	0.0		
North Chatham, MA	02650	159	1 in 30 mins	159	100.0	0	0.0		
North Chelmsford, MA	01863	1,996	1 in 30 mins	1,996	100.0	0	0.0		
North Dartmouth, MA	02747	4,354	1 in 30 mins	4,354	100.0	0	0.0		
North Dighton, MA	02764	750	1 in 30 mins	750	100.0	0	0.0		
North Eastham, MA	02651	129	1 in 30 mins	129	100.0	0	0.0		
North Easton, MA	02356	1,956	1 in 30 mins	1,956	100.0	0	0.0		
	02357	11	1 in 30 mins	11	100.0	0	0.0		
North Egremont, MA	01252	11	1 in 30 mins	11	100.0	0	0.0		
North Falmouth, MA	02556	565	1 in 30 mins	565	100.0	0	0.0		
North Grafton, MA	01536	1,307	1 in 30 mins	1,307	100.0	0	0.0		
North Hatfield, MA	01066	49	1 in 30 mins	49	100.0	0	0.0		

# Access Detail By Zip Code

March 29, 2023

Access Analysis  
 Oral Surgeon Access  
 Member / Provider Groups  
 All MH  
 New Provider Group

All Members									
City	Zip Code	Member #	Provider Standard	With Access		Without Access			
				#	%	#	%		
North Marshfield, MA	02059	22	1 in 30 mins	22	100.0	0	0.0		
North Oxford, MA	01537	578	1 in 30 mins	578	100.0	0	0.0		
North Pembroke, MA	02358	17	1 in 30 mins	17	100.0	0	0.0		
North Reading, MA	01864	1,932	1 in 30 mins	1,932	100.0	0	0.0		
North Scituate, MA	02060	█	1 in 30 mins	█	100.0	0	0.0		
North Truro, MA	02652	358	1 in 30 mins	358	100.0	0	0.0		
North Uxbridge, MA	01538	61	1 in 30 mins	61	100.0	0	0.0		
North Wallingham, MA	02455	█	1 in 30 mins	█	100.0	0	0.0		
North Weymouth, MA	02191	1,984	1 in 30 mins	1,984	100.0	0	0.0		
Northampton, MA	01060	4,030	1 in 30 mins	4,030	100.0	0	0.0		
	01061	24	1 in 30 mins	24	100.0	0	0.0		
	01063	16	1 in 30 mins	16	100.0	0	0.0		
Northborough, MA	01532	2,684	1 in 30 mins	2,684	100.0	0	0.0		
Northbridge, MA	01534	1,474	1 in 30 mins	1,474	100.0	0	0.0		
Northfield, MA	01360	706	1 in 30 mins	706	100.0	0	0.0		
Norton, MA	02766	4,033	1 in 30 mins	4,033	100.0	0	0.0		
Norwell, MA	02061	1,132	1 in 30 mins	1,132	100.0	0	0.0		
Norwood, MA	02062	9,175	1 in 30 mins	9,175	100.0	0	0.0		
Nutting Lake, MA	01865	17	1 in 30 mins	17	100.0	0	0.0		
Oak Bluffs, MA	02557	2,049	1 in 30 mins	2,049	100.0	0	0.0		
Oakham, MA	01068	434	1 in 30 mins	434	100.0	0	0.0		
Ocean Bluff, MA	02065	13	1 in 30 mins	13	100.0	0	0.0		
Onset, MA	02558	813	1 in 30 mins	813	100.0	0	0.0		
Orange, MA	01364	3,429	1 in 30 mins	3,429	100.0	0	0.0		
Orleans, MA	02653	1,187	1 in 30 mins	1,187	100.0	0	0.0		
Osterville, MA	02655	689	1 in 30 mins	689	100.0	0	0.0		
Otis, MA	01253	223	1 in 30 mins	223	100.0	0	0.0		
Oxford, MA	01540	3,069	1 in 30 mins	3,069	100.0	0	0.0		
Palmer, MA	01069	2,654	1 in 30 mins	2,654	100.0	0	0.0		
Paxton, MA	01612	748	1 in 30 mins	748	100.0	0	0.0		
Peabody, MA	01960	17,994	1 in 30 mins	17,994	100.0	0	0.0		
	01961	22	1 in 30 mins	22	100.0	0	0.0		
Pembroke, MA	02359	3,075	1 in 30 mins	3,075	100.0	0	0.0		
Pepperell, MA	01463	2,372	1 in 30 mins	2,372	100.0	0	0.0		
Petersham, MA	01366	291	1 in 30 mins	291	100.0	0	0.0		
Pinehurst, MA	01866	█	1 in 30 mins	█	100.0	0	0.0		
Pittsfield, MA	01201	20,911	1 in 30 mins	20,911	100.0	0	0.0		
	01202	90	1 in 30 mins	90	100.0	0	0.0		
Plainfield, MA	01070	189	1 in 30 mins	189	100.0	0	0.0		
Plainville, MA	02762	2,088	1 in 30 mins	2,088	100.0	0	0.0		

# Access Detail By Zip Code

March 29, 2023

Access Analysis  
 Oral Surgeon Access  
 Member / Provider Groups  
 All MH  
 New Provider Group

All Members									
City	Zip Code	Member #	Provider Standard	With Access		Without Access			
				#	%	#	%		
Plymouth, MA	02360	14,318	1 in 30 mins	14,318	100.0	0	0.0		
	02361	24	1 in 30 mins	24	100.0	0	0.0		
	02362	98	1 in 30 mins	98	100.0	0	0.0		
Plympton, MA	02367	537	1 in 30 mins	537	100.0	0	0.0		
Pocasset, MA	02559	669	1 in 30 mins	669	100.0	0	0.0		
Prides Crossing, MA	01965	16	1 in 30 mins	16	100.0	0	0.0		
Princeton, MA	01541	410	1 in 30 mins	410	100.0	0	0.0		
Provincetown, MA	02657	1,473	1 in 30 mins						
Quincy, MA	02169	21,525	1 in 30 mins	21,525	100.0	0	0.0		
	02170	7,761	1 in 30 mins	7,761	100.0	0	0.0		
	02171	6,049	1 in 30 mins	6,049	100.0	0	0.0		
	02269	51	1 in 30 mins	51	100.0	0	0.0		
Randolph, MA	02368	15,808	1 in 30 mins	15,808	100.0	0	0.0		
Raynham Center, MA	02768	19	1 in 30 mins	19	100.0	0	0.0		
Raynham, MA	02767	3,496	1 in 30 mins	3,496	100.0	0	0.0		
Reading, MA	01867	2,733	1 in 30 mins	2,733	100.0	0	0.0		
Readville, MA	02137	23	1 in 30 mins	23	100.0	0	0.0		
Rehoboth, MA	02769	1,980	1 in 30 mins	1,980	100.0	0	0.0		
Revere, MA	02151	36,470	1 in 30 mins	36,470	100.0	0	0.0		
Richmond, MA	01254	188	1 in 30 mins	188	100.0	0	0.0		
Rochdale, MA	01542	680	1 in 30 mins	680	100.0	0	0.0		
Rochester, MA	02770	949	1 in 30 mins	949	100.0	0	0.0		
Rockland, MA	02370	6,329	1 in 30 mins	6,329	100.0	0	0.0		
Rockport, MA	01966	1,217	1 in 30 mins	1,217	100.0	0	0.0		
Roslindale, MA	02131	12,758	1 in 30 mins	12,758	100.0	0	0.0		
Rowe, MA	01367	174	1 in 30 mins	174	100.0	0	0.0		
Rowley, MA	01969	973	1 in 30 mins	973	100.0	0	0.0		
Roxbury Crossing, MA	02120	5,745	1 in 30 mins	5,745	100.0	0	0.0		
Roxbury, MA	02119	19,264	1 in 30 mins	19,264	100.0	0	0.0		
Royalston, MA	01368	374	1 in 30 mins	374	100.0	0	0.0		
Russell, MA	01071	471	1 in 30 mins	471	100.0	0	0.0		
Rutland, MA	01543	1,695	1 in 30 mins	1,695	100.0	0	0.0		
Sagamore Beach, MA	02562	545	1 in 30 mins	545	100.0	0	0.0		
Sagamore, MA	02561	238	1 in 30 mins	238	100.0	0	0.0		
Salem, MA	01970	15,818	1 in 30 mins	15,818	100.0	0	0.0		
	01971	12	1 in 30 mins	12	100.0	0	0.0		
Salisbury, MA	01952	2,858	1 in 30 mins	2,858	100.0	0	0.0		
Sandisfield, MA	01255	287	1 in 30 mins	287	100.0	0	0.0		
Sandwich, MA	02563	1,754	1 in 30 mins	1,754	100.0	0	0.0		
Saugus, MA	01906	9,797	1 in 30 mins	9,797	100.0	0	0.0		



# Access Detail By Zip Code

March 29, 2023

Access Analysis  
 Oral Surgeon Access  
 Member / Provider Groups  
 All MH  
 New Provider Group

All Members									
City	Zip Code	Member #	Provider	With Access		Without Access			
				#	%	#	%		
Savoy, MA	01256	166	Standard	166	100.0	0	0.0		
Scituate, MA	02066	2,221	Standard	2,221	100.0	0	0.0		
Seekonk, MA	02771	2,731	Standard	2,731	100.0	0	0.0		
Sharon, MA	02067	2,756	Standard	2,756	100.0	0	0.0		
Sheffield, MA	01257	676	Standard	299	44.2	377	55.8		
Shelburne Falls, MA	01370	1,019	Standard	1,019	100.0	0	0.0		
Sheldonville, MA	02070	12	Standard	12	100.0	0	0.0		
Sherborn, MA	01770	301	Standard	301	100.0	0	0.0		
Shirley, MA	01464	1,381	Standard	1,381	100.0	0	0.0		
Shrewsbury, MA	01545	6,886	Standard	6,886	100.0	0	0.0		
Shutesbury, MA	01546	355	Standard	355	100.0	0	0.0		
Siasconset, MA	02564	25	Standard	0	0.0	25	100.0		
Somerset, MA	02725	707	Standard	707	100.0	0	0.0		
Somerville, MA	02726	3,337	Standard	3,337	100.0	0	0.0		
South Barre, MA	02143	5,300	Standard	5,300	100.0	0	0.0		
South Boston, MA	02144	3,404	Standard	3,404	100.0	0	0.0		
South Carver, MA	02145	11,134	Standard	11,134	100.0	0	0.0		
South Chatham, MA	01074	283	Standard	283	100.0	0	0.0		
South Dartmouth, MA	02127	7,853	Standard	7,853	100.0	0	0.0		
South Deerfield, MA	02366	33	Standard	33	100.0	0	0.0		
South Dennis, MA	02659	230	Standard	230	100.0	0	0.0		
South Egremont, MA	02748	2,674	Standard	2,674	100.0	0	0.0		
South Grafton, MA	01373	772	Standard	772	100.0	0	0.0		
South Hadley, MA	02660	1,822	Standard	1,822	100.0	0	0.0		
South Hamilton, MA	02375	2,315	Standard	2,315	100.0	0	0.0		
South Harwich, MA	01258	135	Standard	14	10.4	121	89.6		
South Lancaster, MA	01560	970	Standard	970	100.0	0	0.0		
South Lee, MA	01075	3,492	Standard	3,492	100.0	0	0.0		
South Orleans, MA	01982	1,025	Standard	1,025	100.0	0	0.0		
South Waipole, MA	02661	22	Standard	22	100.0	0	0.0		
South Wellfleet, MA	01561	68	Standard	68	100.0	0	0.0		
South Weymouth, MA	01260	90	Standard	90	100.0	0	0.0		
South Yarmouth, MA	02662	42	Standard	42	100.0	0	0.0		
Southborough, MA	02071	143	Standard	143	100.0	0	0.0		
	02663	46	Standard	46	100.0	0	0.0		
	02190	4,323	Standard	4,323	100.0	0	0.0		
	02664	3,751	Standard	3,751	100.0	0	0.0		
	01073	1,020	Standard	1,020	100.0	0	0.0		
	01772	967	Standard	967	100.0	0	0.0		

# Access Detail By Zip Code

March 29, 2023

Access Analysis  
 Oral Surgeon Access  
 Member / Provider Groups  
 All MH  
 New Provider Group

All Members									
City	Zip Code	Member #	Provider Standard	With Access		Without Access			
				#	%	#	%		
Southbridge, MA	01550	10,079	1 in 30 mins	10,079	100.0	0	0.0		
Southfield, MA	01259	123	1 in 30 mins	58	47.2	65	52.8		
Southwick, MA	01077	2,117	1 in 30 mins	2,117	100.0	0	0.0		
Spencer, MA	01562	3,843	1 in 30 mins	3,843	100.0	0	0.0		
Springfield, MA	01101	645	1 in 30 mins	645	100.0	0	0.0		
	01102	11	1 in 30 mins	11	100.0	0	0.0		
	01103	1,642	1 in 30 mins	1,642	100.0	0	0.0		
	01104	17,287	1 in 30 mins	17,287	100.0	0	0.0		
	01105	11,626	1 in 30 mins	11,626	100.0	0	0.0		
	01107	9,831	1 in 30 mins	9,831	100.0	0	0.0		
	01108	21,532	1 in 30 mins	21,532	100.0	0	0.0		
	01109	21,826	1 in 30 mins	21,826	100.0	0	0.0		
	01111	15	1 in 30 mins	15	100.0	0	0.0		
	01115	█	1 in 30 mins	█	100.0	0	0.0		
	01118	6,572	1 in 30 mins	6,572	100.0	0	0.0		
	01119	6,661	1 in 30 mins	6,661	100.0	0	0.0		
	01128	766	1 in 30 mins	766	100.0	0	0.0		
	01129	3,153	1 in 30 mins	3,153	100.0	0	0.0		
	01138	100	1 in 30 mins	100	100.0	0	0.0		
	01139	46	1 in 30 mins	46	100.0	0	0.0		
	01144	█	1 in 30 mins	█	100.0	0	0.0		
	01152	█	1 in 30 mins	█	100.0	0	0.0		
	01199	151	1 in 30 mins	151	100.0	0	0.0		
Sterling, MA	01564	1,292	1 in 30 mins	1,292	100.0	0	0.0		
Still River, MA	01467	22	1 in 30 mins	22	100.0	0	0.0		
Stockbridge, MA	01262	356	1 in 30 mins	356	100.0	0	0.0		
Stoneham, MA	02180	4,714	1 in 30 mins	4,714	100.0	0	0.0		
Stoughton, MA	02072	10,762	1 in 30 mins	10,762	100.0	0	0.0		
Stow, MA	01775	693	1 in 30 mins	693	100.0	0	0.0		
Sturbridge, MA	01566	1,268	1 in 30 mins	1,268	100.0	0	0.0		
Sudbury, MA	01776	1,673	1 in 30 mins	1,673	100.0	0	0.0		
Sunderland, MA	01375	754	1 in 30 mins	754	100.0	0	0.0		
Sutton, MA	01590	1,288	1 in 30 mins	1,288	100.0	0	0.0		
Swampscott, MA	01907	2,531	1 in 30 mins	2,531	100.0	0	0.0		
Swansea, MA	02777	3,824	1 in 30 mins	3,824	100.0	0	0.0		
Taunton, MA	02780	24,207	1 in 30 mins	24,207	100.0	0	0.0		
Templeton, MA	01468	1,101	1 in 30 mins	1,101	100.0	0	0.0		
Tewksbury, MA	01876	5,744	1 in 30 mins	5,744	100.0	0	0.0		
Thorndike, MA	01079	322	1 in 30 mins	322	100.0	0	0.0		
Three Rivers, MA	01080	1,017	1 in 30 mins	1,017	100.0	0	0.0		

# Access Detail By Zip Code

March 29, 2023

Access Analysis  
 Oral Surgeon Access  
 Member / Provider Groups  
 All MH  
 New Provider Group

All Members									
City	Zip Code	Member #	Provider	With Access		Without Access			
				#	%	#	%		
Topshfield, MA	01983	630	Standard	630	100.0	0	0.0		
Townsend, MA	01469	1,509	Standard	1,509	100.0	0	0.0		
Truro, MA	02666	293	Standard	293	100.0	0	0.0		
Turners Falls, MA	01376	2,316	Standard	2,316	100.0	0	0.0		
Tyngsboro, MA	01879	2,562	Standard	2,562	100.0	0	0.0		
Tyringham, MA	01264	70	Standard	70	100.0	0	0.0		
Upton, MA	01568	1,089	Standard	1,089	100.0	0	0.0		
Uxbridge, MA	01569	3,024	Standard	3,024	100.0	0	0.0		
Vineyard Haven, MA	02568	2,840	Standard	651	22.9	2,189	77.1		
Waban, MA	02468	327	Standard	327	100.0	0	0.0		
Wakefield, MA	01880	4,531	Standard	4,531	100.0	0	0.0		
Wales, MA	01081	595	Standard	595	100.0	0	0.0		
Walpole, MA	02081	2,998	Standard	2,998	100.0	0	0.0		
Waltham, MA	02451	4,873	Standard	4,873	100.0	0	0.0		
	02452	4,289	Standard	4,289	100.0	0	0.0		
	02453	9,930	Standard	9,930	100.0	0	0.0		
	02454	114	Standard	114	100.0	0	0.0		
Ware, MA	01082	4,073	Standard	4,073	100.0	0	0.0		
Wareham, MA	02571	3,874	Standard	3,874	100.0	0	0.0		
Warren, MA	01083	1,065	Standard	1,065	100.0	0	0.0		
Warwick, MA	01378	242	Standard	242	100.0	0	0.0		
Watertown, MA	02471	30	Standard	30	100.0	0	0.0		
	02472	8,312	Standard	8,312	100.0	0	0.0		
Waverley, MA	02479	1	Standard	1	100.0	0	0.0		
Wayland, MA	01778	1,215	Standard	1,215	100.0	0	0.0		
Webster, MA	01570	7,892	Standard	7,892	100.0	0	0.0		
Wellesley Hills, MA	02481	1,117	Standard	1,117	100.0	0	0.0		
Wellesley, MA	02482	845	Standard	845	100.0	0	0.0		
Wellfleet, MA	02667	816	Standard	816	100.0	0	0.0		
Wendell Depot, MA	01380	25	Standard	25	100.0	0	0.0		
Wendell, MA	01379	320	Standard	320	100.0	0	0.0		
Wenham, MA	01984	352	Standard	352	100.0	0	0.0		
West Barnstable, MA	02668	600	Standard	600	100.0	0	0.0		
West Boylston, MA	01885	1	Standard	1	100.0	0	0.0		
West Boylston, MA	01583	1,600	Standard	1,600	100.0	0	0.0		
West Bridgewater, MA	02379	1,774	Standard	1,774	100.0	0	0.0		
West Brookfield, MA	01585	1,169	Standard	1,169	100.0	0	0.0		
West Chatham, MA	02669	44	Standard	44	100.0	0	0.0		
West Chesterfield, MA	01084	31	Standard	31	100.0	0	0.0		
West Chop, MA	02573	1	Standard	1	100.0	0	0.0		

# Access Detail By Zip Code

March 29, 2023

Access Analysis  
 Oral Surgeon Access  
 Member / Provider Groups  
 All MH  
 New Provider Group

All Members									
City	Zip Code	Member #	Provider Standard	With Access		Without Access			
				#	%	#	%		
West Dennis, MA	02670	358	1 in 30 mins	358	100.0	0	0.0		
West Falmouth, MA	02574	39	1 in 30 mins	39	100.0	0	0.0		
West Groton, MA	01472	█	1 in 30 mins	█	100.0	0	0.0		
West Harwich, MA	02671	316	1 in 30 mins	316	100.0	0	0.0		
West Hatfield, MA	01088	124	1 in 30 mins	124	100.0	0	0.0		
West Hyannisport, MA	02672	47	1 in 30 mins	47	100.0	0	0.0		
West Medford, MA	02156	█	1 in 30 mins	█	100.0	0	0.0		
West Newbury, MA	01985	406	1 in 30 mins	406	100.0	0	0.0		
West Newton, MA	02465	1,548	1 in 30 mins	1,548	100.0	0	0.0		
West Roxbury, MA	02132	5,148	1 in 30 mins	5,148	100.0	0	0.0		
West Springfield, MA	01089	12,880	1 in 30 mins	12,880	100.0	0	0.0		
West Stockbridge, MA	01090	45	1 in 30 mins	45	100.0	0	0.0		
West Tisbury, MA	01266	367	1 in 30 mins	367	100.0	0	0.0		
West Townsend, MA	02575	872	1 in 30 mins	0	0.0	872	100.0		
West Wareham, MA	01474	404	1 in 30 mins	404	100.0	0	0.0		
West Warren, MA	02576	1,316	1 in 30 mins	1,316	100.0	0	0.0		
West Yarmouth, MA	01092	545	1 in 30 mins	545	100.0	0	0.0		
Westborough, MA	02673	3,867	1 in 30 mins	3,867	100.0	0	0.0		
	01580	█	1 in 30 mins	█	100.0	0	0.0		
	01581	4,253	1 in 30 mins	4,253	100.0	0	0.0		
	01582	█	1 in 30 mins	█	100.0	0	0.0		
Westfield, MA	01085	13,016	1 in 30 mins	13,016	100.0	0	0.0		
	01086	55	1 in 30 mins	55	100.0	0	0.0		
Westford, MA	01886	2,842	1 in 30 mins	2,842	100.0	0	0.0		
Westminster, MA	01441	█	1 in 30 mins	█	100.0	0	0.0		
Weston, MA	01473	1,518	1 in 30 mins	1,518	100.0	0	0.0		
	02493	733	1 in 30 mins	733	100.0	0	0.0		
Westport Point, MA	02791	26	1 in 30 mins	26	100.0	0	0.0		
Westport, MA	02790	3,723	1 in 30 mins	3,723	100.0	0	0.0		
Westwood, MA	02090	1,441	1 in 30 mins	1,441	100.0	0	0.0		
Weymouth, MA	02188	4,921	1 in 30 mins	4,921	100.0	0	0.0		
Whately, MA	01093	121	1 in 30 mins	121	100.0	0	0.0		
Wheelwright, MA	01094	90	1 in 30 mins	90	100.0	0	0.0		
White Horse Beach, MA	02381	17	1 in 30 mins	17	100.0	0	0.0		
Whitinsville, MA	01588	3,121	1 in 30 mins	3,121	100.0	0	0.0		
Whitman, MA	02382	4,459	1 in 30 mins	4,459	100.0	0	0.0		
Wilbraham, MA	01095	2,475	1 in 30 mins	2,475	100.0	0	0.0		
Williamsburg, MA	01096	436	1 in 30 mins	436	100.0	0	0.0		
Williamstown, MA	01267	1,154	1 in 30 mins	1,154	100.0	0	0.0		
Wilmington, MA	01887	3,327	1 in 30 mins	3,327	100.0	0	0.0		

# Access Detail By Zip Code

March 29, 2023

Access Analysis  
 Oral Surgeon Access  
 Member / Provider Groups  
 All MH  
 New Provider Group

All Members									
City	Zip Code	Member #	Provider Standard	With Access		Without Access			
				#	%	#	%		
Winchendon Springs, MA	01477	1	1 in 30 mins	1	100.0	0	0.0		
Winchendon, MA	01475	3,704	1 in 30 mins	3,704	100.0	0	0.0		
Winchester, MA	01890	2,238	1 in 30 mins	2,238	100.0	0	0.0		
Windsor, MA	01270	175	1 in 30 mins	175	100.0	0	0.0		
Winthrop, MA	02152	5,442	1 in 30 mins	5,442	100.0	0	0.0		
Woburn, MA	01801	11,858	1 in 30 mins	11,858	100.0	0	0.0		
	01813	1	1 in 30 mins	1	100.0	0	0.0		
	01888	16	1 in 30 mins	16	100.0	0	0.0		
Woods Hole, MA	02543	98	1 in 30 mins	98	100.0	0	0.0		
Woodville, MA	01784	1	1 in 30 mins	1	100.0	0	0.0		
Worcester, MA	01601	103	1 in 30 mins	103	100.0	0	0.0		
	01602	8,361	1 in 30 mins	8,361	100.0	0	0.0		
	01603	12,740	1 in 30 mins	12,740	100.0	0	0.0		
	01604	21,489	1 in 30 mins	21,489	100.0	0	0.0		
	01605	18,635	1 in 30 mins	18,635	100.0	0	0.0		
	01606	7,532	1 in 30 mins	7,532	100.0	0	0.0		
	01607	5,512	1 in 30 mins	5,512	100.0	0	0.0		
	01608	3,539	1 in 30 mins	3,539	100.0	0	0.0		
	01609	8,348	1 in 30 mins	8,348	100.0	0	0.0		
	01610	17,728	1 in 30 mins	17,728	100.0	0	0.0		
	01613	169	1 in 30 mins	169	100.0	0	0.0		
	01614	13	1 in 30 mins	13	100.0	0	0.0		
	01615	1	1 in 30 mins	1	100.0	0	0.0		
	01655	29	1 in 30 mins	29	100.0	0	0.0		
Woronoco, MA	01097	61	1 in 30 mins	61	100.0	0	0.0		
Worthington, MA	01098	327	1 in 30 mins	327	100.0	0	0.0		
Wrentham, MA	02093	1,995	1 in 30 mins	1,995	100.0	0	0.0		
Yarmouth Port, MA	02675	1,162	1 in 30 mins	1,162	100.0	0	0.0		
Grand Totals		2,291,923	1 in 30 mins	2,278,728	99.4	13,195	0.6		



# ***Network Analysis***

## ***Pediatric Access***

*March 29, 2023*

---

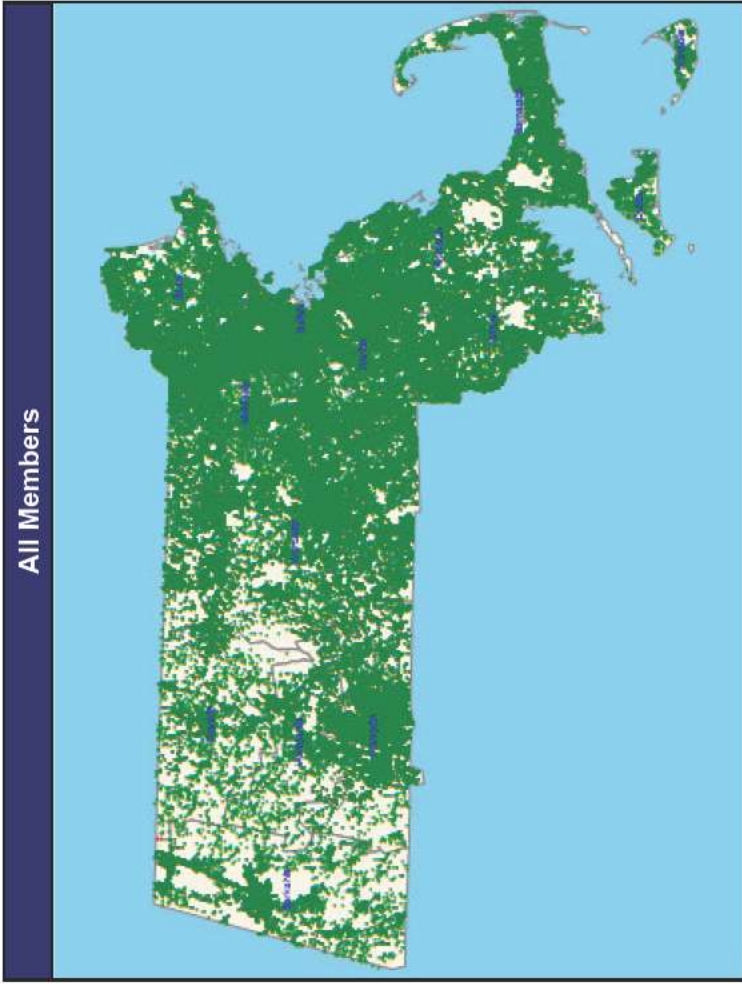
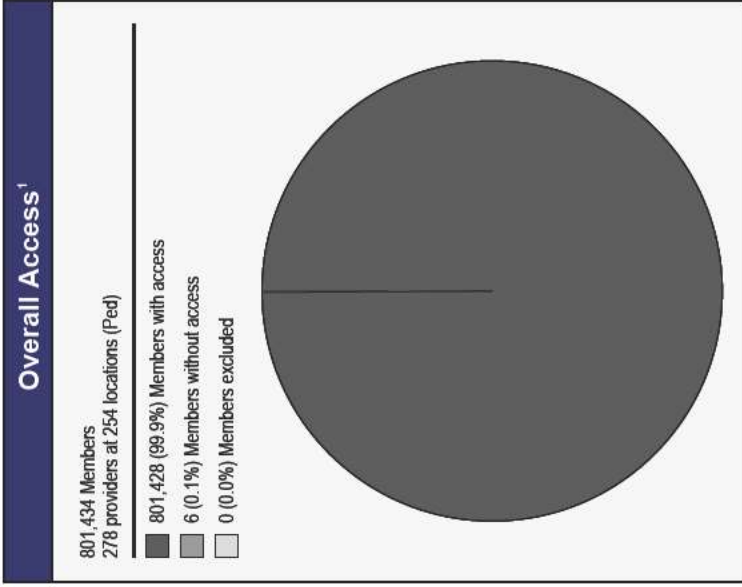
March 29, 2023

Access Analysis  
 Pediatric Access  
 Member / Provider Groups  
 MH under 21  
 Ped

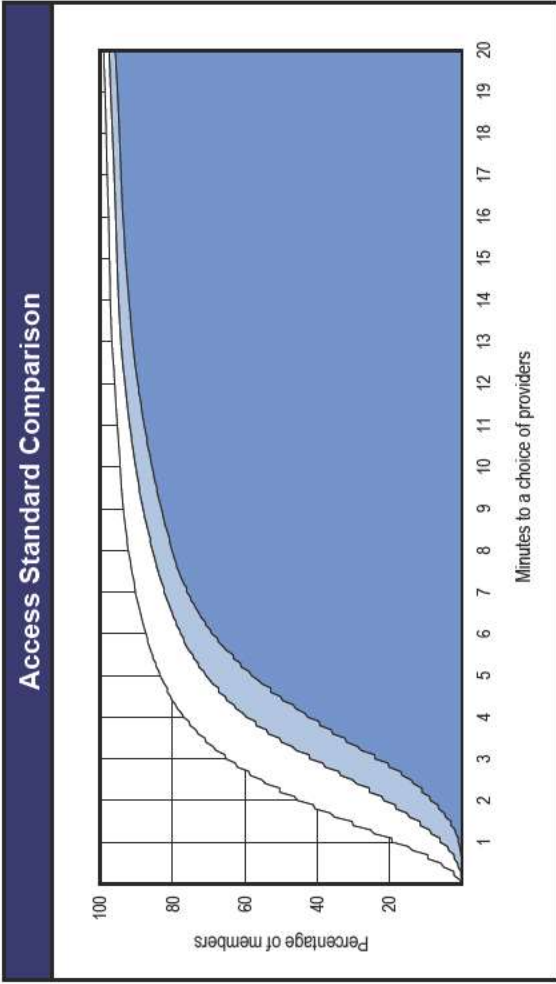
Access Map  
 Member locations  
 With access  
 Without access

Comparison Graph  
 Percent of members with access to a choice of providers over miles  
 1st closest  
 2nd closest  
 3rd closest

<sup>1</sup> The Access Standard is defined as (MH under 21) members accessing: 1 (Ped) provider in 30 minutes



Times	
	Average
Time to 1st closest provider	3.4 mins
Time to 2nd closest provider	4.9 mins
Time to 3rd closest provider	6.2 mins



# Access Summary By Zip Code

March 29, 2023

Access Analysis

Pediatric Access

Member Group

MH under 21

Provider Group

Ped

Areas With Access

Top 16 Zip Codes in the market, sorted by the number of members with access

Areas Without Access

Bottom 16 Zip Codes in the market, sorted by the number of members without access

All Members									
Member Group		Provider Group		Key Geographic Areas					
801,434 members 801,428 (99.9%) members with access 6 (0.1%) members without access 0 (0.0%) members excluded		278 unique providers at 254 unique locations (278 total access points)		City	Zip Code	Member #	Provider Standard	With Access #	Without Access #
								%	%
<b>With Access</b>									
Brockton, MA	02301	18,393	1 in 30 mins	18,393	100.0	0	0.0		
Lawrence, MA	01841	17,408	1 in 30 mins	17,408	100.0	0	0.0		
Lynn, MA	01902	14,532	1 in 30 mins	14,532	100.0	0	0.0		
Revere, MA	02151	12,073	1 in 30 mins	12,073	100.0	0	0.0		
Everett, MA	02149	11,905	1 in 30 mins	11,905	100.0	0	0.0		
Dorchester Center, MA	02124	11,573	1 in 30 mins	11,573	100.0	0	0.0		
Chelsea, MA	02150	11,416	1 in 30 mins	11,416	100.0	0	0.0		
New Bedford, MA	02740	10,338	1 in 30 mins	10,338	100.0	0	0.0		
Malden, MA	02148	10,244	1 in 30 mins	10,244	100.0	0	0.0		
Frammingham, MA	01702	9,787	1 in 30 mins	9,787	100.0	0	0.0		
Taunton, MA	02780	9,107	1 in 30 mins	9,107	100.0	0	0.0		
Springfield, MA	01109	8,902	1 in 30 mins	8,902	100.0	0	0.0		
Holyoke, MA	01108	8,899	1 in 30 mins	8,899	100.0	0	0.0		
East Boston, MA	01040	8,849	1 in 30 mins	8,849	100.0	0	0.0		
East Boston, MA	02128	8,724	1 in 30 mins	8,724	100.0	0	0.0		
Fitchburg, MA	01420	8,516	1 in 30 mins	8,516	100.0	0	0.0		
<b>Without Access</b>									
North Adams, MA	01247	2,222	1 in 30 mins						



# Access Detail By Zip Code

March 29, 2023

Access Analysis

Pediatric Access

Member / Provider Groups

MH under 21

Ped

All Members									
City	Zip Code	Member #	Provider Standard	With Access		Without Access			
				#	%	#	%		
Abington, MA	02351	1,634	1 in 30 mins	1,634	100.0	0	0.0		
Acton, MA	01718	34	1 in 30 mins	34	100.0	0	0.0		
Acushnet, MA	01720	1,054	1 in 30 mins	1,054	100.0	0	0.0		
Adams, MA	02743	921	1 in 30 mins	921	100.0	0	0.0		
Agawam, MA	01220	1,212	1 in 30 mins	1,212	100.0	0	0.0		
Alliston, MA	01001	2,072	1 in 30 mins	2,072	100.0	0	0.0		
Amesbury, MA	02134	1,435	1 in 30 mins	1,435	100.0	0	0.0		
Amherst, MA	01913	1,473	1 in 30 mins	1,473	100.0	0	0.0		
	01002	1,559	1 in 30 mins	1,559	100.0	0	0.0		
	01003	13	1 in 30 mins	13	100.0	0	0.0		
	01004	█	1 in 30 mins	█	100.0	0	0.0		
Andover, MA	01810	1,504	1 in 30 mins	1,504	100.0	0	0.0		
Arlington, MA	02474	1,160	1 in 30 mins	1,160	100.0	0	0.0		
	02476	447	1 in 30 mins	447	100.0	0	0.0		
Ashburnham, MA	01430	620	1 in 30 mins	620	100.0	0	0.0		
Ashby, MA	01431	340	1 in 30 mins	340	100.0	0	0.0		
Ashfield, MA	01330	147	1 in 30 mins	147	100.0	0	0.0		
Ashland, MA	01721	1,534	1 in 30 mins	1,534	100.0	0	0.0		
Ashley Falls, MA	01222	111	1 in 30 mins	111	100.0	0	0.0		
Assonet, MA	02702	334	1 in 30 mins	334	100.0	0	0.0		
Athol, MA	01331	2,177	1 in 30 mins	2,177	100.0	0	0.0		
Attleboro Falls, MA	02763	134	1 in 30 mins	134	100.0	0	0.0		
Attleboro, MA	02703	5,356	1 in 30 mins	5,356	100.0	0	0.0		
Auburn, MA	01501	1,391	1 in 30 mins	1,391	100.0	0	0.0		
Auburndale, MA	02466	239	1 in 30 mins	239	100.0	0	0.0		
Avon, MA	02322	593	1 in 30 mins	593	100.0	0	0.0		
Ayer, MA	01432	740	1 in 30 mins	740	100.0	0	0.0		
Babson Park, MA	02457	█	1 in 30 mins	█	100.0	0	0.0		
Baldwinville, MA	01436	426	1 in 30 mins	426	100.0	0	0.0		
Barnstable, MA	02630	110	1 in 30 mins	110	100.0	0	0.0		
Barre, MA	01005	513	1 in 30 mins	513	100.0	0	0.0		
Becket, MA	01223	235	1 in 30 mins	235	100.0	0	0.0		
Bedford, MA	01730	601	1 in 30 mins	601	100.0	0	0.0		
Belchertown, MA	01007	1,112	1 in 30 mins	1,112	100.0	0	0.0		
Bellingham, MA	02019	1,489	1 in 30 mins	1,489	100.0	0	0.0		
Belmont, MA	02478	1,149	1 in 30 mins	1,149	100.0	0	0.0		
Berkley, MA	02779	503	1 in 30 mins	503	100.0	0	0.0		
Berkshire, MA	01224	11	1 in 30 mins	11	100.0	0	0.0		
Berlin, MA	01503	233	1 in 30 mins	233	100.0	0	0.0		
Barnardston, MA	01337	230	1 in 30 mins	230	100.0	0	0.0		

# Access Detail By Zip Code

March 29, 2023

Access Analysis

Pediatric Access

Member / Provider Groups

MH under 21

Ped

All Members									
City	Zip Code	Member #	Provider Standard	With Access		Without Access			
				#	%	#	%		
Beverly, MA	01915	3,217	1 in 30 mins	3,217	100.0	0	0.0		
Billerica, MA	01821	2,303	1 in 30 mins	2,303	100.0	0	0.0		
Blackstone, MA	01504	869	1 in 30 mins	869	100.0	0	0.0		
Blandford, MA	01008	96	1 in 30 mins	96	100.0	0	0.0		
Bolton, MA	01740	172	1 in 30 mins	172	100.0	0	0.0		
Bondsville, MA	01009	157	1 in 30 mins	157	100.0	0	0.0		
Boston, MA	02108	36	1 in 30 mins	36	100.0	0	0.0		
	02109	57	1 in 30 mins	57	100.0	0	0.0		
	02110	31	1 in 30 mins	31	100.0	0	0.0		
	02111	661	1 in 30 mins	661	100.0	0	0.0		
	02112	15	1 in 30 mins	15	100.0	0	0.0		
	02113	59	1 in 30 mins	59	100.0	0	0.0		
	02114	286	1 in 30 mins	286	100.0	0	0.0		
	02115	1,212	1 in 30 mins	1,212	100.0	0	0.0		
	02116	481	1 in 30 mins	481	100.0	0	0.0		
	02117	█	1 in 30 mins	█	100.0	0	0.0		
	02118	2,688	1 in 30 mins	2,688	100.0	0	0.0		
	02123	█	1 in 30 mins	█	100.0	0	0.0		
	02163	59	1 in 30 mins	59	100.0	0	0.0		
	02199	36	1 in 30 mins	36	100.0	0	0.0		
	02201	█	1 in 30 mins	█	100.0	0	0.0		
	02205	20	1 in 30 mins	20	100.0	0	0.0		
	02210	95	1 in 30 mins	95	100.0	0	0.0		
	02215	533	1 in 30 mins	533	100.0	0	0.0		
	02222	█	1 in 30 mins	█	100.0	0	0.0		
Boxborough, MA	01719	222	1 in 30 mins	222	100.0	0	0.0		
Boxford, MA	01921	277	1 in 30 mins	277	100.0	0	0.0		
Boylston, MA	01505	219	1 in 30 mins	219	100.0	0	0.0		
Braintree, MA	02184	3,359	1 in 30 mins	3,359	100.0	0	0.0		
	02185	█	1 in 30 mins	█	100.0	0	0.0		
Brant Rock, MA	02020	█	1 in 30 mins	█	100.0	0	0.0		
Brewster, MA	02631	763	1 in 30 mins	763	100.0	0	0.0		
Bridgewater, MA	02324	1,949	1 in 30 mins	1,949	100.0	0	0.0		
Brighton, MA	02135	3,064	1 in 30 mins	3,064	100.0	0	0.0		
Brimfield, MA	01010	309	1 in 30 mins	309	100.0	0	0.0		
Brockton, MA	02301	18,393	1 in 30 mins	18,393	100.0	0	0.0		
	02302	8,102	1 in 30 mins	8,102	100.0	0	0.0		
	02303	35	1 in 30 mins	35	100.0	0	0.0		
	02304	█	1 in 30 mins	█	100.0	0	0.0		
	02305	█	1 in 30 mins	█	100.0	0	0.0		

# Access Detail By Zip Code

March 29, 2023

Access Analysis

Pediatric Access

Member / Provider Groups

MH under 21

Ped

All Members									
City	Zip Code	Member #	Provider Standard	With Access		Without Access			
				#	%	#	%		
Brookfield, MA	01506	304	1 in 30 mins	304	100.0	0	0.0		
Brookline, MA	02445	675	1 in 30 mins	675	100.0	0	0.0		
	02446	877	1 in 30 mins	877	100.0	0	0.0		
Bryantville, MA	02327	█	1 in 30 mins	█	100.0	0	0.0		
Buckland, MA	01338	35	1 in 30 mins	35	100.0	0	0.0		
Burlington, MA	01803	1,597	1 in 30 mins	1,597	100.0	0	0.0		
	01805	█	1 in 30 mins	█	100.0	0	0.0		
Buzzards Bay, MA	02532	1,088	1 in 30 mins	1,088	100.0	0	0.0		
	02542	█	1 in 30 mins	█	100.0	0	0.0		
Byfield, MA	01922	135	1 in 30 mins	135	100.0	0	0.0		
Cambridge, MA	02138	1,012	1 in 30 mins	1,012	100.0	0	0.0		
	02139	2,017	1 in 30 mins	2,017	100.0	0	0.0		
	02140	1,616	1 in 30 mins	1,616	100.0	0	0.0		
	02141	630	1 in 30 mins	630	100.0	0	0.0		
	02142	123	1 in 30 mins	123	100.0	0	0.0		
	02238	█	1 in 30 mins	█	100.0	0	0.0		
Canton, MA	02021	1,613	1 in 30 mins	1,613	100.0	0	0.0		
Carlisle, MA	01741	88	1 in 30 mins	88	100.0	0	0.0		
Carver, MA	02330	929	1 in 30 mins	929	100.0	0	0.0		
Cataumet, MA	02534	79	1 in 30 mins	79	100.0	0	0.0		
Centerville, MA	02632	1,099	1 in 30 mins	1,099	100.0	0	0.0		
	02636	█	1 in 30 mins	█	100.0	0	0.0		
Charlton, MA	01339	141	1 in 30 mins	141	100.0	0	0.0		
Charlestown, MA	02129	1,532	1 in 30 mins	1,532	100.0	0	0.0		
Charlton City, MA	01508	14	1 in 30 mins	14	100.0	0	0.0		
Charlton, MA	01507	1,010	1 in 30 mins	1,010	100.0	0	0.0		
Chatham, MA	02633	267	1 in 30 mins	267	100.0	0	0.0		
Chelmsford, MA	01824	1,541	1 in 30 mins	1,541	100.0	0	0.0		
Chelsea, MA	02150	11,416	1 in 30 mins	11,416	100.0	0	0.0		
Cherry Valley, MA	01611	379	1 in 30 mins	379	100.0	0	0.0		
Cheshire, MA	01225	304	1 in 30 mins	304	100.0	0	0.0		
Chester, MA	01011	138	1 in 30 mins	138	100.0	0	0.0		
Chesterfield, MA	01012	47	1 in 30 mins	47	100.0	0	0.0		
Chestnut Hill, MA	02467	756	1 in 30 mins	756	100.0	0	0.0		
Chicopee, MA	01013	4,965	1 in 30 mins	4,965	100.0	0	0.0		
	01014	█	1 in 30 mins	█	100.0	0	0.0		
	01020	4,238	1 in 30 mins	4,238	100.0	0	0.0		
	01021	18	1 in 30 mins	18	100.0	0	0.0		
	01022	143	1 in 30 mins	143	100.0	0	0.0		
Chilmark, MA	02535	123	1 in 30 mins	123	100.0	0	0.0		

# Access Detail By Zip Code

March 29, 2023

Access Analysis

Pediatric Access

Member / Provider Groups

MH under 21

Ped

All Members									
City	Zip Code	Member #	Provider Standard	With Access		Without Access			
				#	%	#	%		
Clinton, MA	01510	2,101	1 in 30 mins	2,101	100.0	0	0.0		
Cohasset, MA	02025	200	1 in 30 mins	200	100.0	0	0.0		
Colrain, MA	01340	194	1 in 30 mins	194	100.0	0	0.0		
Concord, MA	01742	497	1 in 30 mins	497	100.0	0	0.0		
Conway, MA	01341	94	1 in 30 mins	94	100.0	0	0.0		
Collit, MA	02635	254	1 in 30 mins	254	100.0	0	0.0		
Cummaquid, MA	02637	█	1 in 30 mins	█	100.0	0	0.0		
Cummington, MA	01026	69	1 in 30 mins	69	100.0	0	0.0		
Cuttyhunk, MA	02713	█	1 in 30 mins	█	100.0	0	0.0		
Dalton, MA	01226	653	1 in 30 mins	653	100.0	0	0.0		
Danvers, MA	01923	1,961	1 in 30 mins	1,961	100.0	0	0.0		
Dartmouth, MA	02714	█	1 in 30 mins	█	100.0	0	0.0		
Dedham, MA	02026	1,750	1 in 30 mins	1,750	100.0	0	0.0		
Deerfield, MA	02027	█	1 in 30 mins	█	100.0	0	0.0		
Dennis Port, MA	01342	104	1 in 30 mins	104	100.0	0	0.0		
Dennis, MA	02639	434	1 in 30 mins	434	100.0	0	0.0		
Devens, MA	02638	157	1 in 30 mins	157	100.0	0	0.0		
Dighton, MA	01434	114	1 in 30 mins	114	100.0	0	0.0		
Dighton, MA	02715	388	1 in 30 mins	388	100.0	0	0.0		
Dorchester Center, MA	02124	11,573	1 in 30 mins	11,573	100.0	0	0.0		
Dorchester, MA	02121	8,404	1 in 30 mins	8,404	100.0	0	0.0		
Dorchester, MA	02122	4,787	1 in 30 mins	4,787	100.0	0	0.0		
Dorchester, MA	02125	6,311	1 in 30 mins	6,311	100.0	0	0.0		
Douglas, MA	01516	614	1 in 30 mins	614	100.0	0	0.0		
Dover, MA	02030	102	1 in 30 mins	102	100.0	0	0.0		
Dracut, MA	01826	3,572	1 in 30 mins	3,572	100.0	0	0.0		
Drury, MA	01343	█	1 in 30 mins	█	100.0	0	0.0		
Dudley, MA	01571	1,266	1 in 30 mins	1,266	100.0	0	0.0		
Dunstable, MA	01827	154	1 in 30 mins	154	100.0	0	0.0		
Duxbury, MA	02331	█	1 in 30 mins	█	100.0	0	0.0		
Duxbury, MA	02332	503	1 in 30 mins	503	100.0	0	0.0		
East Boston, MA	02128	8,724	1 in 30 mins	8,724	100.0	0	0.0		
East Bridgewater, MA	02333	1,165	1 in 30 mins	1,165	100.0	0	0.0		
East Brookfield, MA	01515	208	1 in 30 mins	208	100.0	0	0.0		
East Dennis, MA	02641	█	1 in 30 mins	█	100.0	0	0.0		
East Falmouth, MA	02536	2,018	1 in 30 mins	2,018	100.0	0	0.0		
East Freetown, MA	02717	395	1 in 30 mins	395	100.0	0	0.0		
East Longmeadow, MA	01028	1,210	1 in 30 mins	1,210	100.0	0	0.0		
East Orleans, MA	02643	█	1 in 30 mins	█	100.0	0	0.0		
East Otis, MA	01029	40	1 in 30 mins	40	100.0	0	0.0		

# Access Detail By Zip Code

March 29, 2023

Access Analysis

Pediatric Access

Member / Provider Groups

MH under 21

Ped

All Members									
City	Zip Code	Member #	Provider Standard	With Access		Without Access			
				#	%	#	%		
East Sandwich, MA	02537	371	1 in 30 mins	371	100.0	0	0.0		
East Taunton, MA	02718	777	1 in 30 mins	777	100.0	0	0.0		
East Templeton, MA	01438	33	1 in 30 mins	33	100.0	0	0.0		
East Walpole, MA	02032	243	1 in 30 mins	243	100.0	0	0.0		
East Wareham, MA	02538	820	1 in 30 mins	820	100.0	0	0.0		
East Weymouth, MA	02189	1,884	1 in 30 mins	1,884	100.0	0	0.0		
Eastham, MA	02642	416	1 in 30 mins	416	100.0	0	0.0		
Easthampton, MA	01027	1,316	1 in 30 mins	1,316	100.0	0	0.0		
Easton, MA	02334	█	1 in 30 mins	█	100.0	0	0.0		
Edgartown, MA	02539	703	1 in 30 mins	703	100.0	0	0.0		
Elmwood, MA	02337	█	1 in 30 mins	█	100.0	0	0.0		
Erving, MA	01344	185	1 in 30 mins	185	100.0	0	0.0		
Essex, MA	01929	214	1 in 30 mins	214	100.0	0	0.0		
Everett, MA	02149	11,905	1 in 30 mins	11,905	100.0	0	0.0		
Fairhaven, MA	02719	1,530	1 in 30 mins	1,530	100.0	0	0.0		
Fall River, MA	02720	5,937	1 in 30 mins	5,937	100.0	0	0.0		
	02721	6,943	1 in 30 mins	6,943	100.0	0	0.0		
	02722	30	1 in 30 mins	30	100.0	0	0.0		
	02723	4,222	1 in 30 mins	4,222	100.0	0	0.0		
	02724	4,317	1 in 30 mins	4,317	100.0	0	0.0		
Falmouth, MA	02540	427	1 in 30 mins	427	100.0	0	0.0		
	02541	█	1 in 30 mins	█	100.0	0	0.0		
Fayville, MA	01745	13	1 in 30 mins	13	100.0	0	0.0		
Feeding Hills, MA	01030	1,139	1 in 30 mins	1,139	100.0	0	0.0		
Fiskdale, MA	01518	289	1 in 30 mins	289	100.0	0	0.0		
Fitchburg, MA	01420	8,516	1 in 30 mins	8,516	100.0	0	0.0		
Florence, MA	01062	791	1 in 30 mins	791	100.0	0	0.0		
Forestdale, MA	02644	402	1 in 30 mins	402	100.0	0	0.0		
Foxboro, MA	02035	1,241	1 in 30 mins	1,241	100.0	0	0.0		
Frammingham, MA	01701	2,753	1 in 30 mins	2,753	100.0	0	0.0		
	01702	9,787	1 in 30 mins	9,787	100.0	0	0.0		
	01704	█	1 in 30 mins	█	100.0	0	0.0		
	01705	█	1 in 30 mins	█	100.0	0	0.0		
Franklin, MA	02038	1,672	1 in 30 mins	1,672	100.0	0	0.0		
Gardner, MA	01440	3,332	1 in 30 mins	3,332	100.0	0	0.0		
Georgetown, MA	01833	425	1 in 30 mins	425	100.0	0	0.0		
Gilbertville, MA	01031	245	1 in 30 mins	245	100.0	0	0.0		
Gill, MA	01354	107	1 in 30 mins	107	100.0	0	0.0		
Glendale, MA	01229	█	1 in 30 mins	█	100.0	0	0.0		
Gloucester, MA	01930	2,933	1 in 30 mins	2,933	100.0	0	0.0		

# Access Detail By Zip Code

March 29, 2023

Access Analysis  
 Pediatric Access  
 Member / Provider Groups  
 MH under 21  
 Ped

All Members									
City	Zip Code	Member #	Provider Standard	With Access		Without Access			
				#	%	#	%		
Gloucester, MA	01931	12	1 in 30 mins	12	100.0	0	0.0		
Goshen, MA	01032	50	1 in 30 mins	50	100.0	0	0.0		
Grafton, MA	01519	302	1 in 30 mins	302	100.0	0	0.0		
Granby, MA	01033	471	1 in 30 mins	471	100.0	0	0.0		
Granville, MA	01034	142	1 in 30 mins	142	100.0	0	0.0		
Great Barrington, MA	01230	697	1 in 30 mins	697	100.0	0	0.0		
Green Harbor, MA	02041	█	1 in 30 mins	█	100.0	0	0.0		
Greenbush, MA	02040	█	1 in 30 mins	█	100.0	0	0.0		
Greenfield, MA	01301	2,329	1 in 30 mins	2,329	100.0	0	0.0		
Groton, MA	01302	█	1 in 30 mins	█	100.0	0	0.0		
Groveland, MA	01450	454	1 in 30 mins	454	100.0	0	0.0		
Hadley, MA	01834	343	1 in 30 mins	343	100.0	0	0.0		
Halifax, MA	01035	327	1 in 30 mins	327	100.0	0	0.0		
Hamilton, MA	02338	594	1 in 30 mins	594	100.0	0	0.0		
Hampden, MA	01936	█	1 in 30 mins	█	100.0	0	0.0		
Hanover, MA	01036	299	1 in 30 mins	299	100.0	0	0.0		
Hanscom AFB, MA	02339	695	1 in 30 mins	695	100.0	0	0.0		
Hanson, MA	01731	39	1 in 30 mins	39	100.0	0	0.0		
Hardwick, MA	02341	732	1 in 30 mins	732	100.0	0	0.0		
Harvard, MA	01037	45	1 in 30 mins	45	100.0	0	0.0		
Harwich Port, MA	01451	152	1 in 30 mins	152	100.0	0	0.0		
Harwich, MA	02646	96	1 in 30 mins	96	100.0	0	0.0		
Hatfield, MA	02645	881	1 in 30 mins	881	100.0	0	0.0		
Haverhill, MA	01038	109	1 in 30 mins	109	100.0	0	0.0		
Haydenville, MA	01830	4,613	1 in 30 mins	4,613	100.0	0	0.0		
Heath, MA	01831	43	1 in 30 mins	43	100.0	0	0.0		
Hingham, MA	01832	4,648	1 in 30 mins	4,648	100.0	0	0.0		
Hinsdale, MA	01835	1,843	1 in 30 mins	1,843	100.0	0	0.0		
Holbrook, MA	01039	80	1 in 30 mins	80	100.0	0	0.0		
Holland, MA	01346	47	1 in 30 mins	47	100.0	0	0.0		
Holliston, MA	02043	615	1 in 30 mins	615	100.0	0	0.0		
Holyoke, MA	01235	233	1 in 30 mins	233	100.0	0	0.0		
Hopedale, MA	02343	1,386	1 in 30 mins	1,386	100.0	0	0.0		
Hopkinton, MA	01520	871	1 in 30 mins	871	100.0	0	0.0		
Hopkinton, MA	01521	234	1 in 30 mins	234	100.0	0	0.0		
Hopkinton, MA	01746	682	1 in 30 mins	682	100.0	0	0.0		
Hopkinton, MA	01040	8,849	1 in 30 mins	8,849	100.0	0	0.0		
Hopkinton, MA	01041	56	1 in 30 mins	56	100.0	0	0.0		
Hopkinton, MA	01747	442	1 in 30 mins	442	100.0	0	0.0		
Hopkinton, MA	01748	609	1 in 30 mins	609	100.0	0	0.0		

# Access Detail By Zip Code

March 29, 2023

Access Analysis

Pediatric Access

Member / Provider Groups

MH under 21

Ped

All Members									
City	Zip Code	Member #	Provider Standard	With Access		Without Access			
				#	%	#	%		
Housatonic, MA	01236	186	1 in 30 mins	186	100.0	0	0.0		
Hubbardston, MA	01452	287	1 in 30 mins	287	100.0	0	0.0		
Hudson, MA	01749	1,950	1 in 30 mins	1,950	100.0	0	0.0		
Hull, MA	02045	563	1 in 30 mins	563	100.0	0	0.0		
Humarock, MA	02047	13	1 in 30 mins	13	100.0	0	0.0		
Huntington, MA	01050	302	1 in 30 mins	302	100.0	0	0.0		
Hyannis Port, MA	02647	█	1 in 30 mins	█	100.0	0	0.0		
Hyannis, MA	02601	4,017	1 in 30 mins	4,017	100.0	0	0.0		
Hyde Park, MA	02136	6,296	1 in 30 mins	6,296	100.0	0	0.0		
Indian Orchard, MA	01151	2,826	1 in 30 mins	2,826	100.0	0	0.0		
Ipswich, MA	01938	631	1 in 30 mins	631	100.0	0	0.0		
Jamaica Plain, MA	02130	2,933	1 in 30 mins	2,933	100.0	0	0.0		
Jefferson, MA	01522	209	1 in 30 mins	209	100.0	0	0.0		
Kingston, MA	02364	1,118	1 in 30 mins	1,118	100.0	0	0.0		
Lake Pleasant, MA	01347	26	1 in 30 mins	26	100.0	0	0.0		
Lakeville, MA	02347	816	1 in 30 mins	816	100.0	0	0.0		
Lancaster, MA	01523	588	1 in 30 mins	588	100.0	0	0.0		
Lanesborough, MA	01237	306	1 in 30 mins	306	100.0	0	0.0		
Lawrence, MA	01840	2,062	1 in 30 mins	2,062	100.0	0	0.0		
	01841	17,408	1 in 30 mins	17,408	100.0	0	0.0		
	01842	51	1 in 30 mins	51	100.0	0	0.0		
	01843	7,928	1 in 30 mins	7,928	100.0	0	0.0		
Lee, MA	01238	455	1 in 30 mins	455	100.0	0	0.0		
Leeds, MA	01053	89	1 in 30 mins	89	100.0	0	0.0		
Leicester, MA	01524	613	1 in 30 mins	613	100.0	0	0.0		
Lenox Dale, MA	01242	46	1 in 30 mins	46	100.0	0	0.0		
Lenox, MA	01240	234	1 in 30 mins	234	100.0	0	0.0		
Leominster, MA	01453	6,818	1 in 30 mins	6,818	100.0	0	0.0		
Leverett, MA	01054	119	1 in 30 mins	119	100.0	0	0.0		
Lexington, MA	02420	483	1 in 30 mins	483	100.0	0	0.0		
	02421	616	1 in 30 mins	616	100.0	0	0.0		
Lincoln, MA	01773	157	1 in 30 mins	157	100.0	0	0.0		
Linwood, MA	01525	11	1 in 30 mins	11	100.0	0	0.0		
Littleton, MA	01460	459	1 in 30 mins	459	100.0	0	0.0		
Longmeadow, MA	01106	682	1 in 30 mins	682	100.0	0	0.0		
	01116	█	1 in 30 mins	█	100.0	0	0.0		
Lowell, MA	01850	4,776	1 in 30 mins	4,776	100.0	0	0.0		
	01851	7,514	1 in 30 mins	7,514	100.0	0	0.0		
	01852	8,120	1 in 30 mins	8,120	100.0	0	0.0		
	01853	49	1 in 30 mins	49	100.0	0	0.0		

# Access Detail By Zip Code

March 29, 2023

Access Analysis

Pediatric Access

Member / Provider Groups

MH under 21

Ped

All Members									
City	Zip Code	Member #	Provider Standard	With Access		Without Access			
				#	%	#	%		
Lowell, MA	01854	5,340	1 in 30 mins	5,340	100.0	0	0.0		
Ludlow, MA	01056	1,730	1 in 30 mins	1,730	100.0	0	0.0		
Lunenburg, MA	01462	967	1 in 30 mins	967	100.0	0	0.0		
Lynn, MA	01901	758	1 in 30 mins	758	100.0	0	0.0		
	01902	14,532	1 in 30 mins	14,532	100.0	0	0.0		
	01903	29	1 in 30 mins	29	100.0	0	0.0		
	01904	3,600	1 in 30 mins	3,600	100.0	0	0.0		
	01905	7,935	1 in 30 mins	7,935	100.0	0	0.0		
Lynnfield, MA	01940	499	1 in 30 mins	499	100.0	0	0.0		
Malden, MA	02148	10,244	1 in 30 mins	10,244	100.0	0	0.0		
Manchaug, MA	01526	16	1 in 30 mins	16	100.0	0	0.0		
Manchester, MA	01944	174	1 in 30 mins	174	100.0	0	0.0		
Manomet, MA	02345	13	1 in 30 mins	13	100.0	0	0.0		
Mansfield, MA	02048	1,571	1 in 30 mins	1,571	100.0	0	0.0		
Marblehead, MA	01945	747	1 in 30 mins	747	100.0	0	0.0		
Marion, MA	02738	379	1 in 30 mins	379	100.0	0	0.0		
Marlborough, MA	01752	7,064	1 in 30 mins	7,064	100.0	0	0.0		
Marshfield Hills, MA	02051	1	1 in 30 mins	1	100.0	0	0.0		
Marshfield, MA	02050	1,400	1 in 30 mins	1,400	100.0	0	0.0		
Marstons Mills, MA	02648	675	1 in 30 mins	675	100.0	0	0.0		
Mashpee, MA	02649	1,308	1 in 30 mins	1,308	100.0	0	0.0		
Mattapan, MA	02126	5,792	1 in 30 mins	5,792	100.0	0	0.0		
Mattapoisett, MA	02739	305	1 in 30 mins	305	100.0	0	0.0		
Maynard, MA	01754	759	1 in 30 mins	759	100.0	0	0.0		
Medfield, MA	02052	446	1 in 30 mins	446	100.0	0	0.0		
Medford, MA	02153	1	1 in 30 mins	1	100.0	0	0.0		
Medway, MA	02155	4,399	1 in 30 mins	4,399	100.0	0	0.0		
Melrose, MA	02053	755	1 in 30 mins	755	100.0	0	0.0		
Mendon, MA	02176	1,368	1 in 30 mins	1,368	100.0	0	0.0		
Merrimac, MA	01756	357	1 in 30 mins	357	100.0	0	0.0		
Methuen, MA	01860	441	1 in 30 mins	441	100.0	0	0.0		
Middleboro, MA	01844	8,440	1 in 30 mins	8,440	100.0	0	0.0		
	02344	1	1 in 30 mins	1	100.0	0	0.0		
	02346	2,565	1 in 30 mins	2,565	100.0	0	0.0		
Middlefield, MA	01243	13	1 in 30 mins	13	100.0	0	0.0		
Middleton, MA	01949	487	1 in 30 mins	487	100.0	0	0.0		
Milford, MA	01757	5,731	1 in 30 mins	5,731	100.0	0	0.0		
Mill River, MA	01244	27	1 in 30 mins	27	100.0	0	0.0		
Millbury, MA	01527	1,199	1 in 30 mins	1,199	100.0	0	0.0		
Millers Falls, MA	01349	119	1 in 30 mins	119	100.0	0	0.0		



# Access Detail By Zip Code

March 29, 2023

Access Analysis

Pediatric Access

Member / Provider Groups

MH under 21

Ped

All Members									
City	Zip Code	Member #	Provider Standard	With Access		Without Access			
				#	%	#	%		
Millis, MA	02054	464	1 in 30 mins	464	100.0	0	0.0		
Millville, MA	01529	296	1 in 30 mins	296	100.0	0	0.0		
Milton Village, MA	02187	█	1 in 30 mins	█	100.0	0	0.0		
Milton, MA	02186	1,342	1 in 30 mins	1,342	100.0	0	0.0		
Monponsett, MA	02350	█	1 in 30 mins	█	100.0	0	0.0		
Monroe Bridge, MA	01350	12	1 in 30 mins	12	100.0	0	0.0		
Monson, MA	01057	680	1 in 30 mins	680	100.0	0	0.0		
Montague, MA	01351	167	1 in 30 mins	167	100.0	0	0.0		
Monterey, MA	01245	49	1 in 30 mins	49	100.0	0	0.0		
Monument Beach, MA	02553	45	1 in 30 mins	45	100.0	0	0.0		
Nahant, MA	01908	144	1 in 30 mins	144	100.0	0	0.0		
Nantucket, MA	02554	1,751	1 in 30 mins	1,751	100.0	0	0.0		
Natick, MA	02584	18	1 in 30 mins	18	100.0	0	0.0		
Needham Heights, MA	01760	1,578	1 in 30 mins	1,578	100.0	0	0.0		
Needham, MA	02494	447	1 in 30 mins	447	100.0	0	0.0		
New Bedford, MA	02492	432	1 in 30 mins	432	100.0	0	0.0		
	02740	10,338	1 in 30 mins	10,338	100.0	0	0.0		
	02741	█	1 in 30 mins	█	100.0	0	0.0		
	02742	█	1 in 30 mins	█	100.0	0	0.0		
	02744	3,926	1 in 30 mins	3,926	100.0	0	0.0		
	02745	4,081	1 in 30 mins	4,081	100.0	0	0.0		
	02746	5,719	1 in 30 mins	5,719	100.0	0	0.0		
New Braintree, MA	01531	80	1 in 30 mins	80	100.0	0	0.0		
New Salem, MA	01355	76	1 in 30 mins	76	100.0	0	0.0		
Newbury, MA	01951	158	1 in 30 mins	158	100.0	0	0.0		
Newburyport, MA	01950	678	1 in 30 mins	678	100.0	0	0.0		
Newton Center, MA	02459	496	1 in 30 mins	496	100.0	0	0.0		
Newton Highlands, MA	02461	290	1 in 30 mins	290	100.0	0	0.0		
Newton Lower Falls, MA	02462	59	1 in 30 mins	59	100.0	0	0.0		
Newton Upper Falls, MA	02464	143	1 in 30 mins	143	100.0	0	0.0		
Newton, MA	02458	671	1 in 30 mins	671	100.0	0	0.0		
Newtonville, MA	02460	470	1 in 30 mins	470	100.0	0	0.0		
Norfolk, MA	02056	325	1 in 30 mins	325	100.0	0	0.0		
North Adams, MA	01247	2,222	1 in 30 mins	█	█	█	█		
North Amherst, MA	01059	█	1 in 30 mins	█	100.0	0	0.0		
North Andover, MA	01845	2,054	1 in 30 mins	2,054	100.0	0	0.0		
North Attleboro, MA	02760	2,049	1 in 30 mins	2,049	100.0	0	0.0		
	02761	█	1 in 30 mins	█	100.0	0	0.0		
North Billerica, MA	01862	844	1 in 30 mins	844	100.0	0	0.0		
North Brookfield, MA	01535	579	1 in 30 mins	579	100.0	0	0.0		

# Access Detail By Zip Code

March 29, 2023

Access Analysis

Pediatric Access

Member / Provider Groups

MH under 21

Ped

All Members									
City	Zip Code	Member #	Provider Standard	With Access		Without Access			
				#	%	#	%		
North Carver, MA	02355	12	1 in 30 mins	12	100.0	0	0.0		
North Chatham, MA	02650	27	1 in 30 mins	27	100.0	0	0.0		
North Chelmsford, MA	01863	722	1 in 30 mins	722	100.0	0	0.0		
North Dartmouth, MA	02747	1,512	1 in 30 mins	1,512	100.0	0	0.0		
North Dighton, MA	02764	262	1 in 30 mins	262	100.0	0	0.0		
North Eastham, MA	02651	24	1 in 30 mins	24	100.0	0	0.0		
North Easton, MA	02356	589	1 in 30 mins	589	100.0	0	0.0		
	02357	█	1 in 30 mins	█	100.0	0	0.0		
	01252	█	1 in 30 mins	█	100.0	0	0.0		
North Egremont, MA	02556	167	1 in 30 mins	167	100.0	0	0.0		
North Falmouth, MA	01536	426	1 in 30 mins	426	100.0	0	0.0		
North Grafton, MA	01066	14	1 in 30 mins	14	100.0	0	0.0		
North Hatfield, MA	02059	█	1 in 30 mins	█	100.0	0	0.0		
North Marshfield, MA	01537	192	1 in 30 mins	192	100.0	0	0.0		
North Oxford, MA	02358	█	1 in 30 mins	█	100.0	0	0.0		
North Pembroke, MA	01864	592	1 in 30 mins	592	100.0	0	0.0		
North Reading, MA	02652	86	1 in 30 mins	86	100.0	0	0.0		
North Truro, MA	01538	20	1 in 30 mins	20	100.0	0	0.0		
North Uxbridge, MA	02191	586	1 in 30 mins	586	100.0	0	0.0		
North Weymouth, MA	01060	911	1 in 30 mins	911	100.0	0	0.0		
Northampton, MA	01061	█	1 in 30 mins	█	100.0	0	0.0		
	01063	█	1 in 30 mins	█	100.0	0	0.0		
Northborough, MA	01532	961	1 in 30 mins	961	100.0	0	0.0		
Northbridge, MA	01534	509	1 in 30 mins	509	100.0	0	0.0		
Northfield, MA	01360	252	1 in 30 mins	252	100.0	0	0.0		
Norton, MA	02766	1,250	1 in 30 mins	1,250	100.0	0	0.0		
Norwell, MA	02061	328	1 in 30 mins	328	100.0	0	0.0		
Norwood, MA	02062	3,110	1 in 30 mins	3,110	100.0	0	0.0		
Nutting Lake, MA	01865	█	1 in 30 mins	█	100.0	0	0.0		
Oak Bluffs, MA	02557	561	1 in 30 mins	561	100.0	0	0.0		
Oakham, MA	01068	169	1 in 30 mins	169	100.0	0	0.0		
Onset, MA	02558	251	1 in 30 mins	251	100.0	0	0.0		
Orange, MA	01364	1,221	1 in 30 mins	1,221	100.0	0	0.0		
Orleans, MA	02653	342	1 in 30 mins	342	100.0	0	0.0		
Osterville, MA	02655	228	1 in 30 mins	228	100.0	0	0.0		
Otis, MA	01253	76	1 in 30 mins	76	100.0	0	0.0		
Oxford, MA	01540	1,150	1 in 30 mins	1,150	100.0	0	0.0		
Palmer, MA	01069	893	1 in 30 mins	893	100.0	0	0.0		
Paxton, MA	01612	276	1 in 30 mins	276	100.0	0	0.0		
Peabody, MA	01960	6,085	1 in 30 mins	6,085	100.0	0	0.0		

# Access Detail By Zip Code

March 29, 2023

Access Analysis

Pediatric Access

Member / Provider Groups

MH under 21

Ped

All Members									
City	Zip Code	Member #	Provider Standard	With Access		Without Access			
				#	%	#	%		
Peabody, MA	01961	1	1 in 30 mins	1	100.0	0	0.0		
Pembroke, MA	02359	1,048	1 in 30 mins	1,048	100.0	0	0.0		
Pepperell, MA	01463	960	1 in 30 mins	960	100.0	0	0.0		
Petersham, MA	01366	98	1 in 30 mins	98	100.0	0	0.0		
Pittsfield, MA	01201	7,241	1 in 30 mins	7,241	100.0	0	0.0		
	01202	16	1 in 30 mins	16	100.0	0	0.0		
Plainfield, MA	01070	61	1 in 30 mins	61	100.0	0	0.0		
Plainville, MA	02762	728	1 in 30 mins	728	100.0	0	0.0		
Plymouth, MA	02360	5,132	1 in 30 mins	5,132	100.0	0	0.0		
	02361	1	1 in 30 mins	1	100.0	0	0.0		
	02362	42	1 in 30 mins	42	100.0	0	0.0		
Plympton, MA	02367	192	1 in 30 mins	192	100.0	0	0.0		
Pocasset, MA	02559	174	1 in 30 mins	174	100.0	0	0.0		
Prides Crossing, MA	01965	1	1 in 30 mins	1	100.0	0	0.0		
Princeton, MA	01541	135	1 in 30 mins	135	100.0	0	0.0		
Provincetown, MA	02657	157	1 in 30 mins	157	100.0	0	0.0		
Quincy, MA	02169	6,324	1 in 30 mins	6,324	100.0	0	0.0		
	02170	2,310	1 in 30 mins	2,310	100.0	0	0.0		
	02171	1,702	1 in 30 mins	1,702	100.0	0	0.0		
	02269	12	1 in 30 mins	12	100.0	0	0.0		
Randolph, MA	02368	5,142	1 in 30 mins	5,142	100.0	0	0.0		
Raynham Center, MA	02768	1	1 in 30 mins	1	100.0	0	0.0		
Raynham, MA	02767	1,306	1 in 30 mins	1,306	100.0	0	0.0		
Reading, MA	01867	814	1 in 30 mins	814	100.0	0	0.0		
Readville, MA	02137	1	1 in 30 mins	1	100.0	0	0.0		
Rehoboth, MA	02769	741	1 in 30 mins	741	100.0	0	0.0		
Revere, MA	02151	12,073	1 in 30 mins	12,073	100.0	0	0.0		
Richmond, MA	01254	64	1 in 30 mins	64	100.0	0	0.0		
Rochdale, MA	01542	283	1 in 30 mins	283	100.0	0	0.0		
Rochester, MA	02770	377	1 in 30 mins	377	100.0	0	0.0		
Rockland, MA	02370	2,196	1 in 30 mins	2,196	100.0	0	0.0		
Rockport, MA	01966	315	1 in 30 mins	315	100.0	0	0.0		
Roslindale, MA	02131	3,948	1 in 30 mins	3,948	100.0	0	0.0		
Rowe, MA	01367	71	1 in 30 mins	71	100.0	0	0.0		
Rowley, MA	01969	342	1 in 30 mins	342	100.0	0	0.0		
Roxbury Crossing, MA	02120	1,827	1 in 30 mins	1,827	100.0	0	0.0		
Roxbury, MA	02119	6,497	1 in 30 mins	6,497	100.0	0	0.0		
Royalston, MA	01368	136	1 in 30 mins	136	100.0	0	0.0		
Russell, MA	01071	208	1 in 30 mins	208	100.0	0	0.0		
Rutland, MA	01543	711	1 in 30 mins	711	100.0	0	0.0		

# Access Detail By Zip Code

March 29, 2023

Access Analysis

Pediatric Access

Member / Provider Groups

MH under 21

Ped

All Members									
City	Zip Code	Member #	Provider Standard	With Access		Without Access			
				#	%	#	%		
Sagamore Beach, MA	02562	164	1 in 30 mins	164	100.0	0	0.0		
Sagamore, MA	02561	79	1 in 30 mins	79	100.0	0	0.0		
Salem, MA	01970	5,273	1 in 30 mins	5,273	100.0	0	0.0		
	01971	█	1 in 30 mins	█	100.0	0	0.0		
Salisbury, MA	01952	864	1 in 30 mins	864	100.0	0	0.0		
Sandisfield, MA	01255	97	1 in 30 mins	97	100.0	0	0.0		
Sandwich, MA	02563	550	1 in 30 mins	550	100.0	0	0.0		
Saugus, MA	01906	3,325	1 in 30 mins	3,325	100.0	0	0.0		
Savoy, MA	01256	49	1 in 30 mins	49	100.0	0	0.0		
Scituate, MA	02066	648	1 in 30 mins	648	100.0	0	0.0		
Seekonk, MA	02771	977	1 in 30 mins	977	100.0	0	0.0		
Sharon, MA	02067	887	1 in 30 mins	887	100.0	0	0.0		
Sheffield, MA	01257	203	1 in 30 mins	203	100.0	0	0.0		
Shelburne Falls, MA	01370	305	1 in 30 mins	305	100.0	0	0.0		
Sheltonville, MA	02070	█	1 in 30 mins	█	100.0	0	0.0		
Sherborn, MA	01770	108	1 in 30 mins	108	100.0	0	0.0		
Shirley, MA	01464	497	1 in 30 mins	497	100.0	0	0.0		
Shrewsbury, MA	01545	2,332	1 in 30 mins	2,332	100.0	0	0.0		
Shutesbury, MA	01072	120	1 in 30 mins	120	100.0	0	0.0		
Siasconset, MA	02564	█	1 in 30 mins	█	100.0	0	0.0		
Somerset, MA	02725	251	1 in 30 mins	251	100.0	0	0.0		
	02726	1,235	1 in 30 mins	1,235	100.0	0	0.0		
	02143	1,168	1 in 30 mins	1,168	100.0	0	0.0		
	02144	746	1 in 30 mins	746	100.0	0	0.0		
	02145	3,353	1 in 30 mins	3,353	100.0	0	0.0		
South Barre, MA	01074	115	1 in 30 mins	115	100.0	0	0.0		
South Boston, MA	02127	2,294	1 in 30 mins	2,294	100.0	0	0.0		
South Carver, MA	02366	█	1 in 30 mins	█	100.0	0	0.0		
South Chatham, MA	02659	74	1 in 30 mins	74	100.0	0	0.0		
South Dartmouth, MA	02748	853	1 in 30 mins	853	100.0	0	0.0		
South Deerfield, MA	01373	262	1 in 30 mins	262	100.0	0	0.0		
South Dennis, MA	02660	607	1 in 30 mins	607	100.0	0	0.0		
South Easton, MA	02375	854	1 in 30 mins	854	100.0	0	0.0		
South Egremont, MA	01258	36	1 in 30 mins	36	100.0	0	0.0		
South Grafton, MA	01560	366	1 in 30 mins	366	100.0	0	0.0		
South Hadley, MA	01075	1,215	1 in 30 mins	1,215	100.0	0	0.0		
South Hamilton, MA	01982	347	1 in 30 mins	347	100.0	0	0.0		
South Harwich, MA	02661	█	1 in 30 mins	█	100.0	0	0.0		
South Lancaster, MA	01561	15	1 in 30 mins	15	100.0	0	0.0		
South Lee, MA	01260	30	1 in 30 mins	30	100.0	0	0.0		

# Access Detail By Zip Code

March 29, 2023

Access Analysis

Pediatric Access

Member / Provider Groups

MH under 21

Ped

All Members									
City	Zip Code	Member #	Provider Standard	With Access		Without Access			
				#	%	#	%		
South Orleans, MA	02662	1	1 in 30 mins	1	100.0	0	0.0		
South Walpole, MA	02071	49	1 in 30 mins	49	100.0	0	0.0		
South Wellfleet, MA	02663	1	1 in 30 mins	1	100.0	0	0.0		
South Weymouth, MA	02190	1,305	1 in 30 mins	1,305	100.0	0	0.0		
South Yarmouth, MA	02664	1,287	1 in 30 mins	1,287	100.0	0	0.0		
Southampton, MA	01073	392	1 in 30 mins	392	100.0	0	0.0		
Southborough, MA	01772	310	1 in 30 mins	310	100.0	0	0.0		
Southbridge, MA	01550	3,791	1 in 30 mins	3,791	100.0	0	0.0		
Southfield, MA	01259	32	1 in 30 mins	32	100.0	0	0.0		
Southwick, MA	01077	786	1 in 30 mins	786	100.0	0	0.0		
Spencer, MA	01562	1,374	1 in 30 mins	1,374	100.0	0	0.0		
Springfield, MA	01101	119	1 in 30 mins	119	100.0	0	0.0		
	01102	1	1 in 30 mins	1	100.0	0	0.0		
	01103	455	1 in 30 mins	455	100.0	0	0.0		
	01104	6,657	1 in 30 mins	6,657	100.0	0	0.0		
	01105	4,415	1 in 30 mins	4,415	100.0	0	0.0		
	01107	4,189	1 in 30 mins	4,189	100.0	0	0.0		
	01108	8,899	1 in 30 mins	8,899	100.0	0	0.0		
	01109	8,902	1 in 30 mins	8,902	100.0	0	0.0		
	01111	11	1 in 30 mins	11	100.0	0	0.0		
	01115	1	1 in 30 mins	1	100.0	0	0.0		
	01118	2,772	1 in 30 mins	2,772	100.0	0	0.0		
	01119	2,691	1 in 30 mins	2,691	100.0	0	0.0		
	01128	270	1 in 30 mins	270	100.0	0	0.0		
	01129	1,227	1 in 30 mins	1,227	100.0	0	0.0		
	01138	32	1 in 30 mins	32	100.0	0	0.0		
	01139	1	1 in 30 mins	1	100.0	0	0.0		
	01144	1	1 in 30 mins	1	100.0	0	0.0		
	01199	72	1 in 30 mins	72	100.0	0	0.0		
Sterling, MA	01564	431	1 in 30 mins	431	100.0	0	0.0		
Stockbridge, MA	01262	83	1 in 30 mins	83	100.0	0	0.0		
Stoneham, MA	02180	1,424	1 in 30 mins	1,424	100.0	0	0.0		
Stoughton, MA	02072	3,655	1 in 30 mins	3,655	100.0	0	0.0		
Stow, MA	01775	230	1 in 30 mins	230	100.0	0	0.0		
Sturbridge, MA	01566	439	1 in 30 mins	439	100.0	0	0.0		
Sudbury, MA	01776	540	1 in 30 mins	540	100.0	0	0.0		
Sunderland, MA	01375	227	1 in 30 mins	227	100.0	0	0.0		
Sutton, MA	01590	503	1 in 30 mins	503	100.0	0	0.0		
Swampscott, MA	01907	875	1 in 30 mins	875	100.0	0	0.0		
Swansea, MA	02777	1,355	1 in 30 mins	1,355	100.0	0	0.0		

# Access Detail By Zip Code

March 29, 2023

Access Analysis

Pediatric Access

Member / Provider Groups

MH under 21

Ped

All Members									
City	Zip Code	Member #	Provider Standard	With Access		Without Access			
				#	%	#	%		
Taunton, MA	02780	9,107	1 in 30 mins	9,107	100.0	0	0.0		
Templeton, MA	01468	432	1 in 30 mins	432	100.0	0	0.0		
Tewksbury, MA	01876	1,827	1 in 30 mins	1,827	100.0	0	0.0		
Thorndike, MA	01079	139	1 in 30 mins	139	100.0	0	0.0		
Three Rivers, MA	01080	415	1 in 30 mins	415	100.0	0	0.0		
Topsfield, MA	01983	168	1 in 30 mins	168	100.0	0	0.0		
Townsend, MA	01469	613	1 in 30 mins	613	100.0	0	0.0		
Truro, MA	02666	67	1 in 30 mins	67	100.0	0	0.0		
Turners Falls, MA	01376	773	1 in 30 mins	773	100.0	0	0.0		
Tyngsboro, MA	01879	969	1 in 30 mins	969	100.0	0	0.0		
Tyringham, MA	01264	16	1 in 30 mins	16	100.0	0	0.0		
Upton, MA	01568	383	1 in 30 mins	383	100.0	0	0.0		
Uxbridge, MA	01569	1,155	1 in 30 mins	1,155	100.0	0	0.0		
Vineyard Haven, MA	02568	816	1 in 30 mins	816	100.0	0	0.0		
Waban, MA	02468	71	1 in 30 mins	71	100.0	0	0.0		
Wakefield, MA	01880	1,328	1 in 30 mins	1,328	100.0	0	0.0		
Wales, MA	01081	229	1 in 30 mins	229	100.0	0	0.0		
Walpole, MA	02081	1,005	1 in 30 mins	1,005	100.0	0	0.0		
Waltham, MA	02451	1,617	1 in 30 mins	1,617	100.0	0	0.0		
	02452	1,533	1 in 30 mins	1,533	100.0	0	0.0		
	02453	3,259	1 in 30 mins	3,259	100.0	0	0.0		
	02454	36	1 in 30 mins	36	100.0	0	0.0		
Ware, MA	01082	1,529	1 in 30 mins	1,529	100.0	0	0.0		
Wareham, MA	02571	1,312	1 in 30 mins	1,312	100.0	0	0.0		
Warren, MA	01083	411	1 in 30 mins	411	100.0	0	0.0		
Warwick, MA	01378	76	1 in 30 mins	76	100.0	0	0.0		
Watertown, MA	02471	2,300	1 in 30 mins	2,300	100.0	0	0.0		
	02472	366	1 in 30 mins	366	100.0	0	0.0		
Waverley, MA	02479	2,952	1 in 30 mins	2,952	100.0	0	0.0		
Wayland, MA	01778	350	1 in 30 mins	350	100.0	0	0.0		
Webster, MA	01570	195	1 in 30 mins	195	100.0	0	0.0		
Wellesley Hills, MA	02481	228	1 in 30 mins	228	100.0	0	0.0		
Wellesley, MA	02482	82	1 in 30 mins	82	100.0	0	0.0		
Wellfleet, MA	02667	111	1 in 30 mins	111	100.0	0	0.0		
Wendell Depot, MA	01380	212	1 in 30 mins	212	100.0	0	0.0		
Wendell, MA	01379	544	1 in 30 mins	544	100.0	0	0.0		
Wenham, MA	01984								
West Barnstable, MA	02668								
West Boylston, MA	01885								
West Boylston, MA	01583								

# Access Detail By Zip Code

March 29, 2023

Access Analysis

Pediatric Access

Member / Provider Groups

MH under 21

Ped

All Members									
City	Zip Code	Member #	Provider Standard	With Access		Without Access			
				#	%	#	%		
West Bridgewater, MA	02379	639	1 in 30 mins	639	100.0	0	0.0		
West Brookfield, MA	01585	421	1 in 30 mins	421	100.0	0	0.0		
West Chatham, MA	02669	█	1 in 30 mins	█	100.0	0	0.0		
West Chesterfield, MA	01084	█	1 in 30 mins	█	100.0	0	0.0		
West Dennis, MA	02670	83	1 in 30 mins	83	100.0	0	0.0		
West Falmouth, MA	02574	13	1 in 30 mins	13	100.0	0	0.0		
West Grotton, MA	01472	█	1 in 30 mins	█	100.0	0	0.0		
West Harwich, MA	02671	104	1 in 30 mins	104	100.0	0	0.0		
West Hatfield, MA	01088	35	1 in 30 mins	35	100.0	0	0.0		
West Hyannisport, MA	02672	█	1 in 30 mins	█	100.0	0	0.0		
West Newbury, MA	01985	135	1 in 30 mins	135	100.0	0	0.0		
West Newton, MA	02465	485	1 in 30 mins	485	100.0	0	0.0		
West Roxbury, MA	02132	1,364	1 in 30 mins	1,364	100.0	0	0.0		
West Springfield, MA	01089	4,789	1 in 30 mins	4,789	100.0	0	0.0		
West Springfield, MA	01090	█	1 in 30 mins	█	100.0	0	0.0		
West Stockbridge, MA	01266	122	1 in 30 mins	122	100.0	0	0.0		
West Tisbury, MA	02575	271	1 in 30 mins	271	100.0	0	0.0		
West Townsend, MA	01474	149	1 in 30 mins	149	100.0	0	0.0		
West Wareham, MA	02576	460	1 in 30 mins	460	100.0	0	0.0		
West Warren, MA	01092	213	1 in 30 mins	213	100.0	0	0.0		
West Yarmouth, MA	02673	1,359	1 in 30 mins	1,359	100.0	0	0.0		
Westborough, MA	01581	1,500	1 in 30 mins	1,500	100.0	0	0.0		
Westfield, MA	01085	4,909	1 in 30 mins	4,909	100.0	0	0.0		
Westfield, MA	01086	14	1 in 30 mins	14	100.0	0	0.0		
Westford, MA	01886	963	1 in 30 mins	963	100.0	0	0.0		
Westminster, MA	01473	590	1 in 30 mins	590	100.0	0	0.0		
Weston, MA	02493	177	1 in 30 mins	177	100.0	0	0.0		
Westport Point, MA	02791	█	1 in 30 mins	█	100.0	0	0.0		
Westport, MA	02790	1,198	1 in 30 mins	1,198	100.0	0	0.0		
Westwood, MA	02090	439	1 in 30 mins	439	100.0	0	0.0		
Weymouth, MA	02188	1,571	1 in 30 mins	1,571	100.0	0	0.0		
Whately, MA	01093	30	1 in 30 mins	30	100.0	0	0.0		
Wheelwright, MA	01094	26	1 in 30 mins	26	100.0	0	0.0		
White Horse Beach, MA	02381	█	1 in 30 mins	█	100.0	0	0.0		
Whitinsville, MA	01588	1,270	1 in 30 mins	1,270	100.0	0	0.0		
Whitman, MA	02382	1,661	1 in 30 mins	1,661	100.0	0	0.0		
Wilbraham, MA	01095	954	1 in 30 mins	954	100.0	0	0.0		
Williamsburg, MA	01096	136	1 in 30 mins	136	100.0	0	0.0		
Williamstown, MA	01267	356	1 in 30 mins	356	100.0	0	0.0		
Wilmington, MA	01887	1,121	1 in 30 mins	1,121	100.0	0	0.0		

# Access Detail By Zip Code

March 29, 2023

Access Analysis

Pediatric Access

Member / Provider Groups

MH under 21

Ped

All Members									
City	Zip Code	Member #	Provider Standard	With Access		Without Access			
				#	%	#	%		
Winchendon, MA	01475	1,458	1 in 30 mins	1,458	100.0	0	0.0		
Winchester, MA	01890	668	1 in 30 mins	668	100.0	0	0.0		
Windsor, MA	01270	56	1 in 30 mins	56	100.0	0	0.0		
Winthrop, MA	02152	1,631	1 in 30 mins	1,631	100.0	0	0.0		
Woburn, MA	01801	4,041	1 in 30 mins	4,041	100.0	0	0.0		
	01888	█	1 in 30 mins	█	100.0	0	0.0		
Woods Hole, MA	02543	36	1 in 30 mins	36	100.0	0	0.0		
Worcester, MA	01601	28	1 in 30 mins	28	100.0	0	0.0		
	01602	2,894	1 in 30 mins	2,894	100.0	0	0.0		
	01603	4,600	1 in 30 mins	4,600	100.0	0	0.0		
	01604	8,089	1 in 30 mins	8,089	100.0	0	0.0		
	01605	7,421	1 in 30 mins	7,421	100.0	0	0.0		
	01606	2,779	1 in 30 mins	2,779	100.0	0	0.0		
	01607	2,091	1 in 30 mins	2,091	100.0	0	0.0		
	01608	1,294	1 in 30 mins	1,294	100.0	0	0.0		
	01609	2,565	1 in 30 mins	2,565	100.0	0	0.0		
	01610	6,621	1 in 30 mins	6,621	100.0	0	0.0		
	01613	33	1 in 30 mins	33	100.0	0	0.0		
	01614	█	1 in 30 mins	█	100.0	0	0.0		
	01655	21	1 in 30 mins	21	100.0	0	0.0		
Woronoco, MA	01097	27	1 in 30 mins	27	100.0	0	0.0		
Worthington, MA	01098	118	1 in 30 mins	118	100.0	0	0.0		
Wrentham, MA	02093	580	1 in 30 mins	580	100.0	0	0.0		
Yarmouth Port, MA	02675	390	1 in 30 mins	390	100.0	0	0.0		
Grand Totals		801,434	1 in 30 mins	█	█	█	█		



# ATTACHMENT B

UNITED STATES DISTRICT COURT  
DISTRICT OF MASSACHUSETTS

CIVIL ACTION NO. 00-10833-RWZ

HEALTH CARE FOR ALL, INC., *et al.*

v.

GOVERNOR MITT ROMNEY, *et al.*

MEMORANDUM OF DECISION

July 14, 2005

ZOBEL, D.J.

Plaintiff Virgin Torres complains that she cannot find an oral surgeon for her daughter. Plaintiff Patricia Meaney says that she cannot locate a dentist of adequate quality for her sons. Plaintiff Sharleen Campbell's child saw a dentist only after Ms. Campbell called approximately fifty other providers. These experiences illustrate the frustration and failure that plaintiffs in the instant case claimed to confront in seeking Medicaid-covered dental care in Massachusetts. Medicaid is a nationwide medical assistance program operated on a state-by-state basis pursuant to individual state plans. States that participate in Medicaid may receive cooperative federal funding if their state plans comply with certain federal criteria. These requirements include provision of dental care and services to Medicaid enrollees under the age of 21. States may elect to provide dental care and services also to adults, and the Medicaid program of the Commonwealth of Massachusetts (commonly known as "MassHealth") does so only for a discrete class of adult beneficiaries who meet regulatory guidelines for

severe chronic disabilities or certain clinical conditions and are therefore known as “special circumstances” enrollees.

According to plaintiff Health Care For All, Inc. (“HCFA”), the Commonwealth and MassHealth have fallen far short of meeting statutory and assumed obligations to serve the dental needs of children and adult MassHealth enrollees. HCFA is a nonprofit, tax-exempt organization that represents the interests of Massachusetts residents who seek quality, affordable health care. Together with numerous MassHealth enrollees, HCFA filed suit against several Commonwealth and MassHealth executives in order to procure improved dental care and services. Two subclasses comprise the plaintiff enrollees – those under the age of 21 who are fully eligible for dental and early and periodic screening, diagnostic and treatment (“EPSDT”) services, and those who are adults with special circumstances that qualify them for MassHealth coverage. State defendants in this suit include Mitt Romney, Governor of Massachusetts; Ronald A. Preston, Secretary of Health and Human Services; Eric Kriss, Secretary of Administration and Finance; Beth Waldman, Director of the Office of Medicaid; and Steve Kadish, Assistant Secretary for Health.

Plaintiffs originally alleged seven statutory violations by defendants. They have since voluntarily dismissed Counts I and IV, and this Court allowed defendants’ motion to dismiss Count V. Two of the four remaining allegations, Counts II and III, respectively assert unsatisfactory provision of dental care by defendants for lack of “reasonable promptness” and comparatively inequitable “amount, duration, [and] scope” of care, in violation of 42 U.S.C. §§ 1396a(a)(8) and 1396a(a)(10)(B). The

other two, Counts VI and VII, concern the provision of EPSDT services and the requirement to inform eligible individuals under the age of 21 of the availability of such services, as required by 42 U.S.C. §§ 1396a(a)(43), 1396a(a)(10)(A), 1396d(a)(4)(B) and 1396d(r). Intended specifically to address the health needs of children on Medicaid, EPSDT services include preventive, diagnostic and treatment services that all state Medicaid programs must provide to enrollees under the age of 21. In defending against summary judgment earlier in the proceedings, plaintiffs successfully argued that the statutory underpinnings of these allegations constitute enforceable rights, the deprivation of which may be remedied through a civil action under 42 U.S.C. § 1983.

The parties presented evidence on these claims at a bench trial followed by closing arguments. The issues at trial centered on whether defendants, in fact, deprived MassHealth enrollees of their rights to obtain medical assistance with reasonable promptness (Count II), to receive such assistance with comparable equity in amount, duration and scope (Count III), to receive notices about EPSDT screening and preventive services (Count VI) and to access such services with periodic regularity (Count VII). Although plaintiffs sought certification as a class, this motion was withdrawn, as defendants stipulated that any “remedial relief ordered or agreed to pursuant to a judgment in favor of the named plaintiffs shall benefit all similarly eligible MassHealth members.” Stipulation of Parties Agreed to in Open Court on Day One of Trial. Defendants stipulated further that the testimony by four plaintiff enrollees – Elizabeth Curtis, Sharleen Campbell, Sharon Liberty and William Liberty – was relevant

to all named plaintiffs whose own experiences were outlined in the Third Amended Complaint and to other similarly eligible but unnamed MassHealth beneficiaries. See id.

## **I. Facts**

### **1. Plaintiff Enrollees: Hardships in Accessing Dental Care**

Plaintiffs Elizabeth Curtis, Sharleen Campbell, Sharon Liberty and William Liberty described their family's and their own experiences in trying to obtain dental care as MassHealth enrollees. Each testifying plaintiff confronted hardships in identifying MassHealth participating dentists, obtaining appointments for dental care and receiving quality services. Ms. Curtis and Ms. Campbell's testimony related to the plaintiff subclass of enrollees under the age of 21, while Mr. and Mrs. Liberty spoke as members of the plaintiff subclass of adult enrollees with special circumstances.

Ms. Curtis needed to find Medicaid-covered dental care for herself, her disabled husband and three of her six children. Although the most convenient provider would have been the Ellen Jones Community Dental Center on Cape Cod, she could not schedule any appointments there in advance of the year-long wait on the list for new patients. Thus, Ms. Curtis consulted the participating provider list supplied by MassHealth. Because only one of the five listed providers in fact accepted MassHealth for children, she drove her children forty minutes to an hour to Centerville Dental for their appointments. In the meantime, she and her husband lacked dental care except for urgent services received at the Falmouth Hospital Emergency Room and covered by MassHealth. When Falmouth Hospital informed Ms. Curtis of a local dental clinic,

Tatakut Dental Clinic (“Tatakut”), that would accept MassHealth coverage for her entire family, she moved the family to this new provider. At Tatakut, however, she observed what she believed to be poor quality care, and the clinic eventually closed after a fire. Centerville Dental was no longer accepting MassHealth patients, so the Curtis family paid out-of-pocket to receive dental services from a solo practitioner. By this time, one of Ms. Curtis’s sons had over thirteen cavities. Tatakut then re-opened under new ownership but showed little improvement in quality. The children complained of mouth discomfort during and after cavity fillings, and some of the fillings fell out within a month.

Ms. Campbell experienced similar difficulty in locating a participating dentist. Her daughter suffered an infected molar and could not attend school, eat or sleep due to the pain until they found a dentist who accepted MassHealth and extracted the tooth. Ms. Campbell then searched for two months to find an oral surgeon who accepted MassHealth and would perform extractions for her son whose permanent teeth were not developing properly. A friend informed her of a dental clinic, Cranberry Dental, that would treat the entire family, and they obtained services at this clinic for about a year until Ms. Campbell received ill-fitting dentures. They saw another dentist, but only briefly because his office appeared cluttered, dingy and unclean. The Campbell family subsequently located Unident Dental Care and have been receiving MassHealth-covered services there.

Sharon and William Liberty are wheelchair-bound enrollees who both received services from the Harvard Faculty Practice until it ceased accepting MassHealth. They

then received dental care at the Tufts Dental Facility for the Handicapped (“Tufts Dental”). Both found the quality of care delivered by Tufts Dental to be unacceptable, because the practitioners often refused to lift them from their wheelchairs into a dental chair. Instead, the dentists tried to treat Mr. and Mrs. Liberty while they remained seated in their wheelchairs and received examinations with only a light and a mirror. Mr. Liberty has searched for other dentists who accepted MassHealth and could treat him in a more appropriate physical setting but, so far, has not found any.

Defendants raised several points during cross examination of these witnesses. First, although plaintiffs encountered challenges in obtaining appropriate dental care that would be covered by MassHealth, none of the plaintiffs took full advantage of procedures available to notify MassHealth of such challenges and seek assistance. Although MassHealth offered transportation services, Ms. Curtis never inquired as to the availability of such services. While MassHealth offered a complaint line, neither Ms. Campbell nor Mr. Liberty ever filed a complaint regarding the quality or type of services covered by MassHealth. Moreover, the plaintiffs acknowledged that in most cases, they eventually obtained needed services that, with limited exceptions, were paid for by MassHealth.

## **2. Reports and Data: Research Regarding Enrollee Access to MassHealth Dental Services and Their Health Outcomes**

While plaintiffs may not have pursued all avenues for obtaining care, additional evidence corroborated their reports of impeded access. In response to national statistics showing that not enough children on Medicaid received preventive care

services, the Massachusetts legislature commissioned the Report of the Special Legislative Commission on Oral Health (the “Commission”), entitled Oral Health Crisis in Massachusetts and published in February of 2000 (the “Legislative Commission Report”). The Access Committee that supervised the project was chaired by Robert Compton, D.M.D., an expert in dental insurance program operations and Chief Dental Officer of Delta Dental Plan of Massachusetts (“Delta Dental”), the largest private insurer of dental services in the Commonwealth. The Legislature ordered the Commission to report on the status of access to dental services by Commonwealth residents, particularly by high-risk and low-income populations. Statistics presented in the Legislative Commission Report that address MassHealth enrollees portrayed a dire situation for their dental care. Of the over 4,500 practicing dentists in the Commonwealth, 86% at the time of the Legislative Commission Report did not accept MassHealth patients, and this percentage was growing as more dentists left the program, “citing inadequate reimbursement rates.” Legislative Commission Report, p. 5. As explained by the Legislative Commission Report, “[t]he primary barrier to improving utilization of dental services by MassHealth members is the critical and growing shortage of participating dentists.” Id. at 6. In exploring the genesis of this shortage, the Commission found that

[o]ne of the most significant factors is the longstanding inadequacy of the MassHealth fee schedule. Present reimbursement rates are so dramatically below current market levels that dentists who choose to treat MassHealth patients receive fees that cover only about 75% of their direct costs of providing the service.

Legislative Commission Report, p. 7.



Both parties cited another survey of dental health in the Commonwealth published by the Massachusetts Oral Health Collaborative (the “Collaborative”), a group of academics, public officials, state representatives and delegates from dental professional societies, public interest groups and health insurers. The Collaborative conducted in-person oral health screenings of several thousand third-grade students in the Commonwealth and developed key findings set forth in the 2004 Massachusetts Oral Health Report (the “Oral Health Report”). According to data from 1999 and 2002, “[w]hile 73% of children ha[d] a dental visit on average, only a third of children with MassHealth ha[d] a dental visit.” Oral Health Report, p. 4. During the same time periods, “[w]hile 79% of Massachusetts’ residents ha[d] a dental cleaning visit on average, less than a third of children with MassHealth ha[d] a dental cleaning visit.” Id. At the same time, however, the Oral Health Report presented statistics that over 73% of MassHealth children had a checkup in the prior year, and over 71% of MassHealth children listed a dentist.

These apparently competing statistics illustrate a fundamental and pervasive problem with the figures presented by both parties throughout the trial. Too often, the parties failed to establish an apples-to-apples comparison between their statistics – for instance, presenting figures based on the total MassHealth population instead of focusing on the two subclasses at issue in this case – thereby preventing the opportunity for a meaningful understanding of the relationship between these numbers. This irreconcilability severely undermined the utility of both parties’ statistics.

### **3. Participating Dental Providers: Insufficient Reimbursement**

Several dentists and administrators in various positions of responsibility in the Massachusetts dental community and government agencies further substantiated plaintiffs' testimony and the Legislative Commission Report statistics regarding barriers to access and identified inadequate reimbursement as a source of these barriers. For example, according to Stephen Schusterman, D.M.D., the former Dentist-in-Chief at the Children's Hospital Dental Clinic ("CHDC") in Boston, MassHealth children constitute 65 to 70% percent of CHDC's average patient caseload and many CHDC patients travel distances from Worcester, Springfield and other parts of the state for treatment of cavities and similarly mundane dental problems. New patients often wait one to two months for an initial appointment. He explained that, MassHealth pays CHDC significantly less than CHDC's usual and customary fee, and CHDC operates at a loss. Mary Foley, Director for the Commonwealth's Office of Oral Health, discussed state funding for programs that support children's dental health, including the Essential School Health Services Program and school-based health centers ("SBHC"). She testified that the grant money provided by this program to school systems for developing such health centers has decreased by one-third since 2002, and only one of the over 50 centers offers dental services.

Another witness, Mark Doherty, D.M.D., served as Director of Oral Health Services at several community health centers ("CHCs"), including ones in Dorchester and Taunton, that cared for the MassHealth population as safety net providers. He testified that state funding cuts for MassHealth devastated these CHCs' budgets, as MassHealth enrollees and uninsured individuals composed about 90% of their dental

patient base. As noted by the Legislative Commission Report, “most safety-net providers also serve many MassHealth members and are struggling under the same inadequate reimbursement rates as are dentists in private practice.” Legislative Commission Report, p. 8. The wait for both new and follow-up patients at the Dorchester and Taunton CHCs is about 50 days, although emergency care is usually available on a same-day basis for patients who are willing and able to wait. CHCs rarely refer to private dentists, Dr. Doherty said, because very few accept either MassHealth or uninsured patients. Similar testimony was provided by Timothy Martinez, D.M.D, a dentist who served as Dental Director for several community health clinics, including the Ellen Jones Community Dental Center on Cape Cod and the Mid-Upper Cape Community Health Center. According to Dr. Martinez, MassHealth enrollees comprise over 90% of the patient bases at these centers, and the wait for a new appointment is six months to a year. Dr. Martinez also maintained two private practices but did not accept MassHealth patients, because the payment for services was insufficient. The burden of low reimbursement is further compounded by state law that prohibits dentists who agree to accept MassHealth coverage from limiting the number of MassHealth patients they see, by characterizing any such limitation as discriminatory. As explained by Dr. Martinez, however, the unintended consequence of this law is that a private dentist who chooses to participate in MassHealth risks financial instability if too many MassHealth patients join the practice, since MassHealth reimbursements would be a completely inadequate source of primary income. Thus, a dentist who is willing to accept a limited number of such patients accepts none.

#### **4. Delta Dental: Perspectives from Private Insurance**

Plaintiffs also presented testimony by Dr. Compton who led Delta Dental, the largest private insurer of dental services in the Commonwealth with approximately 1.8 million members and a participating provider list that included 97% of the approximately five thousand dentists currently in practice. Of these approximately 4,850 Delta Dental dentists, Dr. Compton said only about 675 accept MassHealth coverage, and there are approximately 500,000 children on MassHealth. He explained that the federal agency responsible for administering the Medicare and Medicaid programs, the Centers for Medicare and Medicaid Services, required every Medicaid program to summarize utilization by enrollees who receive EPSDT services, including dental services. The reports prepared and submitted by MassHealth indicated that only slightly more than 30% of MassHealth children received at least one dental visit each year for the years 2001, 2002, and 2003 and, as clarified by Dr. Compton, these numbers did not reflect the degree or full range of services that a child may actually need and did not receive.<sup>1</sup> In contrast, 80 to 85% of children covered by Delta Dental across all plans accessed care, and as an expert, Dr. Compton opined that an appropriate benchmark for access to dental services by all children would be 70 to 75%, with initial appointments available within four to six weeks. With respect to palliative care, or care delivered in

---

<sup>1</sup> Defendant challenged the accuracy of these figures on the basis that not all enrollees remained eligible for MassHealth for an entire year. A child who enrolled for three months and had no dental visit during that time would not necessarily reflect a problem with access to dental care. Thus, for purposes of evaluating access to care, the percentages may be artificially low. However, for the years 2001, 2002 and 2003, the period of eligibility for all EPSDT enrollees was around 0.80, or between nine and ten months, and thus allows a reasonable annual approximation.

order to relieve pain, Dr. Compton said that he reviewed both MassHealth and Delta Dental utilization reports to find that children covered by MassHealth receive about ten times more palliative care than those covered by Delta Dental, likely because the lack of preventive care for MassHealth enrollees allowed dental disease to progress to severe stages.

He later testified that Delta Dental sought to add dentists to its network when the waiting time for a dental cleaning appointment exceeded four weeks and opined that the industry generally considered four to six weeks to be an appropriate waiting time for such appointments. To add and retain dentists, Dr. Compton explained that Delta Dental marketed aggressively and employed licensed dentists to interact with participating providers, two approaches to developing a provider network that MassHealth has not adopted. Also different from MassHealth, Delta Dental simplified billing practices by implementing the standard billing form designed by the American Dental Association instead of a proprietary form as used by MassHealth.

##### **5. MassHealth Regulators: Reimbursement and Policy**

In addressing more specifically the derivation of reimbursement rates for dental services under MassHealth, defendants offered testimony by Phyllis Peters, Deputy Assistant Secretary for the Office of Acute Services in the Executive Office of Health and Human Services (“EOHHS”). Ms. Peters explained that the Division of Health Care Finance and Policy (“DHCFP”) held direct responsibility for establishing and re-evaluating rates on a biannual basis, and MassHealth participated in such discussions including those regarding dental rates. The most recent rate review in 2002 resulted in

increased dental rates for MassHealth children but elimination of dental services for MassHealth adults. Defense witness Lucinda Brandt, Pricing Policy Manager of EOHHS, explained that MassHealth dental rates are based on Delta Dental charge data because it was available and was specific to Massachusetts. According to Ms. Brandt, MassHealth usually set reimbursement at 80% of the Delta Dental median, as MassHealth believed that amount to be in an acceptable range for participating dentists. However, even MassHealth's efforts to use Delta Dental data as a benchmark were not entirely successful, as Ms. Brandt did not realize that Delta Dental updated its rates every six months, not annually, with the result that MassHealth rates failed to reflect current Delta Dental fees. For example, the most recent Delta Dental rates presented at trial were based on Delta Dental's fee data from April of 2003 fees. Ms. Brandt testified that obtaining updated fee data now might further delay the MassHealth reimbursement review process.

As mentioned by plaintiffs' witness Zoila Feldman, Executive Director of the Great Brook Valley Health Center in Worcester, an enhanced reimbursement fee also became available to MassHealth CHCs that implemented a plan to improve access to dental care, for example by subcontracting with private dentists, increasing hours of operation, or adding specialty services. Both Ms. Feldman and plaintiffs' witness Dr. Doherty discussed the availability and benefit of infrastructure and loan forgiveness grants to community health centers for expanding services and recruiting more dentists with broader skills. Defense witness David Noel, D.M.D., Chief Dental Program Consultant for the State of California, further testified to the beneficial impact of

infrastructure grants and loan forgiveness programs. Ms. Peters confirmed that in spite of these efforts MassHealth still received more complaints by enrollees about dental care than about any other service, on the order of thousands of complaints per month, and she recalled no significant decrease in these complaints over time. See also, Legislative Commission Report, p. 6. Dr. Noel emphasized the relevance of employing licensed dentists to interact with, retain and recruit MassHealth providers. Neither Maximus, Inc. nor Unisys Corporation, the third-party entities that administer the beneficiary and provider enrollment and billing portions of MassHealth, employed any licensed dentists on staff to advise or directly handle provider or beneficiary concerns.

Some of the evidence presented by defendant attributed the differences in dental health as observed between MassHealth enrollees and individuals with private insurance to pre-existing cultural and educational differences. For example, Dr. Noel opined that lack of educational awareness may lead to a poor diet that, in turn, leads to higher incidence of tooth decay. Both he and Dr. Compton also noted that MassHealth enrollees often compose a disproportionately large percentage of patient “no-shows” where a scheduled patient fails to appear for his appointment. Defendant’s underlying point posed a “chicken and egg” scenario by challenging whether insufficient dental care caused MassHealth children’s bad health outcomes or, instead, whether the outcomes resulted from poor education and absence of cultural importance placed on proper dental care. Additionally, Dr. Noel explained that dentists themselves frequently harbored a bias in favor of patients with private insurance, as these patients typically represent increased revenue for the practice. He testified that while some providers

easily integrated MassHealth patients into their practices, generally it took years to establish a change in perspective across the majority of dentists.

Defendants also highlighted the fact that by the time of trial, all eligible plaintiffs had successfully obtained access to dental services covered by MassHealth. Although plaintiffs experienced appointment delays, individual providers controlled their own scheduling policies and received no instruction from MassHealth with respect to waiting lists or the allocation of services to MassHealth enrollees or as between MassHealth and non-MassHealth patients. Defendants noted that all patients in general experienced waits for appointments regardless of insurance status, and participating providers always delivered priority care to all patients with emergencies. Moreover, while plaintiffs focused on the percentage of enrolled children who obtained dental care as hovering around 30% for several years, defendants cited an over 12% net increase in the number of such children who received dental care from FY2001 to FY2004.

## **II. Standard of Review**

One of defendants' ongoing positions with respect to this litigation regards the role of the Centers for Medicare and Medicaid Services as the proper evaluator of defendants' conduct. Defendants assert that any shortcoming on their part should be assessed and remedied not by plaintiffs or the judicial system but by the Centers for Medicare and Medicaid Services, as the federal agency charged with administration and oversight of the Medicaid program. To this end, defendants argue that any review of its conduct in connection with the instant case should address whether "there is a failure to comply substantially with any such provision [of the statutory requirements for



state Medicaid plans set forth in 42 U.S.C. § 1396a].” 42 U.S.C. § 1396c. In other words, defendants believe their conduct should be held to the standard of substantial compliance, not full or perfect compliance as urged by plaintiffs. Defendants maintain that plaintiffs have failed to show any such deficiencies and, thus, have failed to establish any sufficient factual bases for the claims at issue.

Plaintiffs contend that the substantial compliance standard measures an entity’s performance to determine whether it deserves continued federal funding. A finding of insubstantial compliance means “that further payments will not be made to the State . . . until the Secretary [of Health and Human Services] is satisfied that there will no longer be any such failure to comply.” 42 U.S.C. § 1396c. The lower standard of substantial compliance, as opposed to full or perfect compliance, serves to balance the dire consequences of failure to comply in the context of funding. However, nothing merits or implies the use of a low standard with respect to a state Medicaid program’s fulfillment of its statutory and regulatory obligations to serve beneficiaries. Nothing mitigates the traditional expectation that a regulated entity fully comply with its governing statutes and regulations, even if “absolutely perfect compliance is unattainable.” Withrow v. Conannon, 942 F.2d 1385, 1388 (9th Cir. 1991)(finding that while “[i]mpossibility of perfect compliance may be a defense to contempt . . . it does not preclude . . . requiring compliance with the regulations when a pattern of non-compliance has been shown to have existed.”). The Withrow plaintiffs sought enforcement of time constraints for state officials’ “failure to issue timely decisions” in hearings under the Aid to Families With Dependent Children, Food Stamp and

Medicaid programs. See Withrow, 942 F.2d at 1386. The Withrow defendants advocated for the substantial compliance standard, but for the above-mentioned reasons, the Ninth Circuit required compliance “as strict as is humanly possible.” Withrow, 942 F.2d at 1388.

While absolutely perfect compliance by defendants in the instant case may not be feasible, this fact does not excuse them from striving to comply as much as possible. The Centers for Medicare and Medicaid Services applies the substantial compliance standard to balance the “virtual death sentence” of withheld funding, not because perfect compliance is impossible. Withrow, 942 F.2d at 1387. Defendants have not offered a compelling analogy to justify application of the substantial compliance standard in the instant case where federal funding is not at risk, much less a thoughtful rationale for why the conventional standard of full compliance is not an appropriate expectation. Accordingly, the standard to be applied in this case will be full compliance.

KEY

### III. Count II: “Reasonable Promptness”

Plaintiffs’ complaint seeks to establish a relationship between MassHealth reimbursement for dental care and access to such care by MassHealth enrollees. In Count II, plaintiffs accuse defendants of failing to provide medical assistance with “reasonable promptness” as required by statute:

[a] State plan for medical assistance must – . . . provide that all individuals wishing to make application for medical assistance under the plan shall have opportunity to do so, and that such assistance shall be furnished with reasonable promptness to all eligible individuals; . . .”

42 U.S.C. § 1396a(a)(8). Related federal regulation deems “delay caused by the agency’s administrative procedures” to be unacceptable. 42 C.F.R. § 435.930. Plaintiffs argue that MassHealth impeded enrollees’ access to and receipt of services by providing such low reimbursement for dental care that dentists in the Commonwealth could not afford to participate as MassHealth providers. As a result, only a few dentists offered appointments to enrollees, and the waiting period for dental care services grew. Before applying this law to the facts at issue, defendants challenge this claim by questioning the appropriate scope of the statutory obligation, while plaintiffs tender a contrary interpretation of the statutory language.

### **1. Scope of Statutory Obligation**

According to defendants, the term “medical assistance” refers to payment for dental services and not the provision of treatment, as the statute defines this term to mean “payment of part or all of the cost of . . . care and services” covered by Medicaid. 42 U.S.C. 1396d(a). Defendants urge that “reasonable promptness” means “a prompt determination of eligibility and a prompt provision of funds to eligible individuals to enable them to obtain the medical services that they need.” Bruggeman v. Blagojevich, 324 F.3d 906, 910 (7th Cir. 2003)(explaining that “the statutory reference to ‘assistance’ appears to have reference to *financial* assistance rather than to actual medical *services*”)(emphasis in original). Otherwise, “a requirement of prompt *treatment* would amount to a direct regulation of medical services,” and Medicaid “is not a scheme for state-provided medical assistance, as through state-owned hospitals.” Bruggeman, 324 F.3d at 910(emphasis in original). Plaintiffs, on the other hand, press

the opposing view that a state Medicaid program should be held “ultimately responsible for ensuring the actual delivery of dental services to eligible persons.” Pls’. Reply to Defs’. Proposed Findings of Fact and Conclusions of Law, p. 17. Characterizing this principle as the “gravamen of [their] Complaint,” plaintiffs seek an expansive interpretation of “medical assistance” beyond payment to include the eventual furnishing of services. Id.

Both parties’ positions present problems. Defendants’ myopic reading of the statutory language misses the forest for the trees. Timely payment for services does little to benefit enrollees who cannot find a provider willing to accept such payment. Because payment for services necessarily presumes delivery of services, state Medicaid programs may indirectly impede medical assistance through practices and protocols that delay the delivery of services. In Bryson v. Shumway, for example, the First Circuit recognized that a state Medicaid program may have interfered with the reasonable promptness of medical assistance by executing certain of its responsibilities in a sluggish manner. See 308 F.3d 79, 89 (1st Cir. 2002). The “medical assistance” at issue involved the state’s administration of a wait list for certain services and whether New Hampshire Medicaid was “diligently filling the empty slots with reasonable promptness.” Bryson, 308 F.3d at 89. Although not presented with enough facts to rule on the merits of the issue, the First Circuit opined that the untimely allocation of empty treatment slots to enrollees on a wait list for certain services may subject New Hampshire Medicaid to liability for “not being reasonably prompt in its provision of medical assistance.” Bryson, 308 F.3d at 89. In other words, the First

Circuit recognized that actions and protocols of New Hampshire Medicaid that undermined the timeliness of medical assistance must be subject to review under 42 U.S.C. § 1396a(a)(8), if the reasonable promptness provision was to be enforceable in a meaningful way.

As a solution, plaintiffs propose that defendants be held “ultimately responsible” for delivery of services, but they offer no clarification of exactly what conduct would be covered by this umbrella of responsibility. For example, to the extent that state Medicaid programs govern participating providers through contractual and regulatory controls, plaintiffs’ proposal may be read to hold defendants accountable for barriers to prompt medical assistance that individual providers independently erect. However, the theory of liability acknowledged by the First Circuit in Bryson concerned state Medicaid programs’ actions and protocols and did not expand the timely payment obligation to cover actions by participating providers such as dentists. Moreover, plaintiffs have not offered a persuasive substantive legal basis for anchoring this potentially far-reaching obligation to the reasonable promptness provision.

Between the defendants and plaintiffs polar views lies an interpretation of the “reasonable promptness” provision that both upholds the underlying purpose of requiring punctual medical assistance and tailors the reach of this statute to those undoubtedly intended to be governed by it. A state may not circumvent a statutory duty for prompt payment by under-funding a mandatory Medicaid service to the degree that no health care practitioners can afford to provide the service. Setting reimbursement levels so low that private dentists cannot afford to treat Medicaid enrollees effectively

frustrates the reasonable promptness provision by foreclosing the opportunity for enrollees to receive medical assistance at all, much less in a timely manner. To that end, the promptness standard set forth in 42 U.S.C. § 1396a(a)(8) may be reasonably understood to constrain actions and protocols by a state and its Medicaid administrative and rate-setting agencies that otherwise subvert the statute's intent.

## **2. Analysis**

### **A. Plaintiff Subclass of Enrollees Under 21**

Plaintiffs' evidence shows that enrollees encountered extraordinary difficulty in obtaining timely dental services. As plaintiff enrollees testified, the challenge began with identifying a dentist who accepted Medicaid payment. Because the provider list from MassHealth did not accurately represent current participating providers, enrollees often relied instead on word-of-mouth referrals or direct cold calls to private offices. In times when no available providers could be located, plaintiff enrollees said they either paid out-of-pocket for services that should have been covered by MassHealth or simply went without treatment. The fact that MassHealth received thousands of calls each month from enrollees regarding problems of access to providers further corroborated this obstacle.

Upon finding a participating provider, plaintiff enrollees next confronted the hurdle of scheduling an appointment. As confirmed by the testimony of several CHC administrators, the wait for new patient appointments at CHCs were as short as one and a half months and, at some clinics, as long as one year, although children with emergencies usually qualified for same-day appointments. Conditions short of an

emergency, therefore, went unattended for at least an additional six or eight weeks, often several months to a year, after scheduling an appointment.

It is clear that the difficulties encountered by enrollees who sought dental appointments resulted from a shortage of dentists participating in MassHealth. Defendants query whether the MassHealth population could be adequately served by the current number of participating dentists if enrollees took full advantage of MassHealth services such as free transportation to visits, but they never offered concrete data to support this proposal. Defendants do not emphatically challenge plaintiffs' assertion that insufficient reimbursement accounted for the shortage in participating providers, instead admitting at trial that MassHealth recognized that valid issues existed but asserting that defendants were taking internal measures to remedy these problems. CHC administrators and practicing dentists as well as data presented in the Legislative Commission Report all confirmed the inadequacy of MassHealth payments as the primary reason that private dentists refused to open their practices to enrollees. Although plaintiffs did not vigorously dispute defendants' competing culturally-based explanations for low utilization and high rates of disease, defendants do not explain why a program that intends to serve such populations should not be expected to develop measures designed to mitigate the negative impact of such potential influences. For these reasons, plaintiffs' evidence persuasively demonstrates that MassHealth established reimbursement levels so low that private dentists could not afford to treat enrollees who, thus, either received dental care only after much delay or not at all. Accordingly, as to the plaintiff subclass of enrollees under the age of 21,

defendants have failed to comply fully with their statutory obligation set forth in Count II.

#### **B. Plaintiff Subclass of Enrollees With Special Circumstances**

Direct testimony by Mr. and Mrs. Liberty constituted the only evidence offered specifically with respect to difficulties encountered by adult enrollees with special circumstances. Their testimony regarded the quality, not the promptness, of dental services. Nothing suggested that special circumstances enrollees encountered problems in obtaining appointments with participating providers at Tufts Dental, or that Tufts Dental practitioners believed the reimbursement for treating these enrollees to be insufficient. Rather, these enrollees objected to the manner in which they received treatment. Plaintiffs therefore have not shown that defendants violated the promptness provision at 42 U.S.C. § 1396a(a)(8) with respect to this subclass of plaintiff enrollees.

#### **IV. Count III: Comparability Provision**

In Count III, plaintiffs fault defendants for not providing equivalent medical assistance to all Medicaid enrollees, since:

[a] State plan for medical assistance must . . . provide . . . that the medical assistance made available to any individual described in subparagraph (A) – (i) shall not be less in amount, duration, or scope than the medical assistance made available to any other such individual, and (ii) shall not be less in amount, duration, or scope than the medical assistance made available to individuals not described in subparagraph (A); . . .

42 U.S.C. § 1396a(a)(10)(B). Plaintiffs argue that this provision prohibits geographic variations in access to covered services, including dental care, and that defendants violated it through, in part, inadequate funding. See Sobky v. Smoley, 855 F. Supp. 1123, 1140-42 (E.D. Cal. 1994).



## 1. Plaintiff Subclass of Enrollees Under 21

In support of this claim, plaintiffs offered evidence at trial that many areas of the Commonwealth have no CHCs or other safety-net dental clinic, thereby requiring MassHealth patients to travel distances, often 50 miles or more, to obtain dental care. For example, Dr. Doherty testified that dentists at the Dorchester CHC often see Worcester patients (approximately a 50 mile trip) while Cape Cod patients obtain care at the Taunton CHC (approximately a 70 mile trip). The number of children treated at Children's Hospital Boston who live beyond greater Boston has increased in recent years, according to plaintiffs' witness Dr. Shusterman. Additionally, when Cape Code safety net CHCs cannot accommodate new patients, the dentists refer them to Boston-area providers and dental schools, 60 to 120 miles away.

Defendants counter by clarifying the intent of the statute in question as ensuring that access by and services to "categorically needy" beneficiaries was available "first and in amounts not less than" access by and services to other categories of Medicaid eligibles such as the "medically needy," for whom coverage is optional. See, e.g., Mass. Ass'n of Older Americans v. Sharp, 700 F.2d 749, 753 (1st Cir. 1983). This provision, claim defendants, does not require "uniform proximity" to services or "identical convenience of service everywhere in the state." See, e.g., Bruggeman, 324 F.3d at 911. Defendants also note that this provision is not intended to ensure comparable utilization of dental services between the Medicaid population and the non-Medicaid population.

While plaintiffs offered some information about travel times for enrollees and the

location of CHCs and other safety net providers, their assertion that dental services are inequitably distributed is overshadowed by their primary argument that access is generally poor for all enrollees. While plaintiffs have shown that some enrollees live in parts of the state where participating dentists are woefully lacking (e.g., Cape Cod), they have shown that plaintiffs living in areas of higher concentrations of dentists may also suffer long waits and impaired access (e.g., Boston). In other words, plaintiffs never established that MassHealth provides sufficient treatment to some enrollees and insufficient treatment to others and, thus, have not shown any actual discrepancy in access among enrollees.

Furthermore, as explained by defendants, the comparability provision applies specifically to protect categorically needy enrollees from inadequate service as compared to other such enrollees or to medically needy enrollees. See 42 U.S.C. § 1396a(a)(10)(B), and King by King v. Sullivan, 776 F. Supp. 645, 653-654 (D. R.I. 1991). Plaintiffs never addressed the relationship, if any, between the alleged geographic differences in access and whether MassHealth enrollees were categorically or medically needy. Additionally, “nothing in the statute prohibits a state from offering different services to persons in different categories of medical need or with different degrees of medical necessity,” and plaintiffs never addressed, much less proved, whether the alleged differences may be explained by varying degrees of medical necessity in the MassHealth population. King by King, 776 F. Supp. at 654. Accordingly, plaintiffs have not shown that defendants violated the comparability provision set forth at 42 U.S.C. § 1396a(a)(10)(B).

## **2. Plaintiff Subclass of Enrollees With Special Circumstances**

Again, direct testimony by Mr. and Mrs. Liberty constituted the only evidence offered specifically with respect to difficulties encountered by adult enrollees with special circumstances. Their testimony regarded the quality, not the comparable amount, duration and scope, of dental services. Nothing suggested that access to covered services by special circumstances enrollees varied according to geography or that such variance created problems. Plaintiffs did not address the distinction between categorically and medically needy individuals in the context of special circumstances enrollees, either. Plaintiffs therefore have not shown that defendants violated the comparability provision at 42 U.S.C. § 1396a(a)(10)(B) with respect to this subclass.

## **V. Count VI: Inform about and Arrange for EPSDT Dental Services**

Federal Medicaid laws require state programs to provide information about and to provide or arrange for the delivery of certain services to enrollees under the age of 21. Specifically:

[a] State plan for medical assistance must – . . . provide for – (A) informing all persons in the State who are under the age of 21 . . . of the availability of EPSDT services . . . and the need for age-appropriate immunizations against vaccine-preventable diseases, (B) providing or arranging for the provision of such screening services in all cases where they are requested, (C) arranging for (directly or through referral to appropriate [providers]) corrective treatment [as needed and indicated per the screening services], and (D) reporting to the Secretary [certain utilization data].

42 U.S.C. § 1396a(a)(43). Plaintiffs contend that defendants have failed to effectively inform plaintiffs of the EPSDT program; to ensure adequate provision, or arrangement

for the provision, of EPSDT dental screens and services; and to recruit and retain enough dental providers to meet plaintiffs' EPSDT needs.

To this end, plaintiff enrollees testified to the inadequacy and inaccuracy of written material provided by defendants. For example, the MassHealth member handbook provided to enrollees mentions dental benefits only generally as a covered service for certain enrollees and does not clarify the availability of EPSDT services. Plaintiffs did not dispute that MassHealth mailed notices to enrollees every six months to recommend services such as dental checkups, cleanings and other covered treatments. On the other hand, written literature and telephone customer service information provided by MassHealth about available dental providers was often incorrect and outdated. Notices that accurately inform an enrollee about the need for screening but then inaccurately explain the means to obtain such screening do not satisfy defendants' obligation to notify. Defendants contend that their duties to arrange or provide for EPSDT dental services are triggered by plaintiffs' request for such services, so any apparent shirking of these duties actually reflected a lack of enrollee requests for such services. However, defendants' explanation does not eliminate the real possibility that any shortfall in requests for services derived from misinformation in the notices about effective means for scheduling appointments and not from the absence of need for such services.

Reports filed by the Commonwealth with the Centers for Medicare and Medicaid Services indicated that just over 30% of MassHealth children received a dental visit. Defendants argue that the percentage of visits provided may accurately reflect the

demand for such services, that essentially only 30% percent of MassHealth children actually sought dental services. They suggest that socioeconomic and cultural norms, and not a lack of providers, compromised access, as such norms may have downplayed the importance of dental health and effectively undermined MassHealth's information campaign. As noted earlier, though, it remains unclear why a program designed to serve such populations should not be expected to develop measures to mitigate the negative impact of such potential influences. When 80% of the children covered by Delta Dental are obtaining dental visits, demand for services alone seems unlikely to account for this gulf between the haves and the have nots.

The fact that defendants' notices contained incorrect and outdated guidance on obtaining services, that plaintiff enrollees' testified to and confirmed the inability to find participating providers of covered services based on information provided in the notices, that thousands of calls daily flooded MassHealth's consumer hotline seeking supplementary advice on locating providers, and that the actual percentages of children enrolled in MassHealth who received dental services as reported to the Centers for Medicare and Medicaid Services is shockingly low all support the finding that defendants have failed to comply fully with the obligation to provide such notices and subsequently arrange for and provide EPSDT services as required under 42 U.S.C. § 1396a(a)(43). Although plaintiffs suggest that this violation by defendants resulted in part from inadequate reimbursement to providers, plaintiffs have not offered compelling evidence on this point, and the finding does not rely upon or endorse any such theory.

## VI. Count VII: Provide EPSDT dental services at reasonable intervals

Additional statutory obligations govern defendants' provision of EPSDT services.

Plaintiffs complain that MassHealth does not meet the requirement that:

[a] State plan for medical assistance must – provide – for making medical assistance available, including at least the care and services listed in . . . section 1396d(a) of this title . . . ,” which include “early and periodic screening, diagnostic, and treatment services . . . for individuals who are eligible under the plan and are under the age of 21 . . . ,” such services defined to include “. . . Dental services – (A) which are provided – (i) at intervals which meet reasonable standards of dental practice, as determined by the State after consultation with recognized dental organizations involved in child health care, and (ii) at such other intervals, indicated as medically necessary to determine the existence of a suspected illness or condition; and (B) which shall at a minimum include relief of pain and infections, restoration of teeth, and maintenance of dental health.

§§ 1396a(a)(10)(A), 1396d(a)(4)(B) and 1396d(r). Plaintiffs argue that violation of these provisions ensued from insufficient reimbursement to participating dental providers.

MassHealth's EPSDT periodicity schedule requires the screening provider to “encourage members to seek regular dental care from a dental provider, beginning at age three years, or earlier, if indicated, including examinations once every six months, preventive services, and treatment, as necessary.” App. W to all Provider Manuals, EPSDT Services: Medical Protocol and Periodicity Schedule, Transmittal Letter ALL-113, Page W-3 (Apr. 1, 2003). Plaintiffs only minimally challenge the substance of this protocol through their expert, Dr. Compton, who testified that the American Dental Association and the American Association of Pediatric Dentists recommend that a child's initial dental screening occur at age 1, not at age 3. Based on this sparse argument, defendants correctly contend that plaintiffs failed to demonstrate that the

protocol did not comply generally with EPSDT requirements.

Plaintiffs' dominant complaint is that defendants failed to implement this protocol. To the extent that the protocol governs defendants' role in ensuring appropriateness in the actual intervals of care provided, once an enrollee becomes a patient, neither party presented extensive evidence on the actual or average length of time between appointments experienced by enrollees who became patients of a practice. To the extent, however, that defendants' conduct impeded enrollees' ability to obtain an initial appointment and thus even fall within the scope of the protocol, the factual underpinnings of plaintiffs' argument strongly resemble those presented in Count II regarding the "reasonable promptness" provision. A child who cannot find a participating provider certainly cannot obtain dental care at the prescribed intervals.

Accordingly, plaintiffs have shown that defendants failed to implement their EPSDT periodicity schedule, because enrollees were unable to locate participating providers and thus avail themselves of the periodic treatment required by the schedule. This omission constitutes another way in which defendants breached the "reasonable promptness" provision and thereby also implicates inadequate reimbursement to providers as part of the offending conduct.

## **VII. Conclusion**

Plaintiffs have demonstrated that defendants violated sections of the Medicaid Act that require prompt provision of services, adequate notice and treatment at reasonable intervals and that these violations resulted, in part, from insufficient reimbursement. Defendants agreed at the outset of the trial to be bound as to the entire "class" of MassHealth enrollees under the age of 21 who qualify for dental

services. The Court has not found any violations by defendants with respect to adult enrollees with special circumstances. The parties shall attempt to develop a joint remedial program and judgment and report to the Court thereon by August 31, 2005. The court will schedule a hearing thereafter to determine the appropriate course of action.

\_\_\_\_\_  
DATE

/s/ Rya W. Zobel  
RYA W. ZOBEL  
UNITED STATES DISTRICT JUDGE